


YAC DATABOOK

PUBLISHED IN 2022

Reporting on 2021-22



WELCOME

Our 2022 Youth Grantmakers Summer Leadership Conference theme was The Re-Up, capturing the spirit and focus of Michigan Youth Advisory Committees' (YACs) readiness to reflect, reimagine and respond to the needs of their partners and the communities they serve. Our youth philanthropists who power YACs across the state have leaned into strengthening their roles as leaders of today and for the future.

YACs have continued to step up like never before in supporting their communities through the ongoing COVID-19 pandemic, filling critical gaps in the philanthropic and nonprofit sectors.

The Michigan Community Foundations Youth Project (MCFYP) Committee hosted YACs in person for the first time since 2019 at this year's youth leadership conference. It was a space for engaging, transparent, hopeful and inspiring conversations led by youth for youth. Many of the key trends and insights mentioned in this databook were reflected in the discussions.

This databook additionally lifts up the impactful work of YACs and YAC advisors in 2021-22 and highlights how they have supported their communities. With nearly 60% of Michigan YACs represented within this survey, this year's insights provide a comprehensive picture of community foundation youth philanthropy in our state.

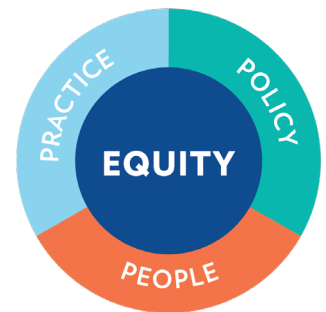
Thank you for your time and commitment in completing the 2022 YAC Databook survey! We appreciate the transparency that responding foundations provided. Our hope is that communities across the state and beyond will continue to find deep value in the information shared here, especially in the reflection and reimagination of new paths forward that put equity at the center of our work and our hopes for the future. Your CMF team is excited to look to the future with you and our youth leaders, especially as we come together in celebration of CMF's 50th Anniversary. Today and through the decades ahead we are committed to supporting Michigan's youth leaders.

On behalf of our entire Michigan community of philanthropy, we remain incredibly grateful for the enduring leadership of our YACs and our network of dedicated YAC advisors who continue to support them.

With gratitude,



Olivia Henry Harris
Senior Program Coordinator
CMF



For over 30 years, Michigan youth have been engaging in community giving through Michigan community foundations and developing leadership skills for social good, all thanks to an original challenge grant from the W.K. Kellogg Foundation.

TABLE OF CONTENTS

YAC DATA SUMMARY

Assets, Gifts and Grants.....5

BY THE NUMBERS

Grantmaking & Issue Areas.....8

DIVERSITY, EQUITY, & INCLUSION

The Makeup of Our YACs.....10

A SEAT AT THE TABLE

YAC Engagement with CF.....12

EVALUATION & ACTIVITIES

Processes & Events.....13

YAC ALUMNI

Engagement with Alumni.....17

YAC ADVISORS

Profiles & Meetings.....19

METHODOLOGY AND DATA

The data used within this report was self-reported through an online survey utilizing the Alchemer platform. In total, 50 YACs participated, representing nearly 60% of the 86 YACs in Michigan.

Each YAC advisor was provided a private log-in and password for their specific community foundation YAC. The survey could be saved and completed over multiple days. Data was collected June-August 2022.

Respondents were asked to submit data based on their latest year end, which in most cases was December 31, 2021. Other common year-end dates were June 30, 2021, September 30, 2021, and March 31, 2022.

The self-reporting nature of this information inherently provides limitations to this data, including potential self-reporting errors, translation errors, data sources, lack of available information and varying interpretations of questions. This document is housed on the Council of Michigan Foundations website (michiganfoundations.org). Should adjustments to datasets emerge, they may be reflected in subsequent downloads of this PDF.



YAC DATA SUMMARY BY ASSET SIZE

Responses: 50

YAC Name	Assets	Grants Made	Gifts Received
Community Foundation for Southeast Michigan	\$3,855,550	\$67,000	\$4,000
Grand Haven Area Community Foundation	\$3,366,060	\$101,661	\$600
Ann Arbor Area Community Foundation	\$3,242,704	\$83,000	\$950
Community Foundation of the Holland/Zeeland Area	\$2,794,348	\$101,152	\$1,000
Allegan County Community Foundation	\$2,688,880	\$71,657	\$500
Petoskey-Harbor Springs Area Community Foundation	\$2,616,672	\$101,955	\$23,225
Midland Area Community Foundation	\$2,489,589	\$93,330	\$0
Grand Traverse Regional Community Foundation	\$2,213,964	\$85,000	\$140
Hillsdale County Community Foundation	\$2,149,683	\$52,637	\$895
Community Foundation for Muskegon County	\$2,082,382	\$36,858	\$200
Bay Area Community Foundation	\$2,018,970	\$59,116	\$2,528
Community Foundation of St. Clair County	\$1,989,330	\$44,337	\$0
Grand Rapids Community Foundation	\$1,941,000	\$60,000	\$1,745
Fremont Area Community Foundation	\$1,730,942	\$65,100	\$0
Capital Region Community Foundation	\$1,690,347	\$53,500	\$4,265
Community Foundation for Northeast Michigan	\$1,608,407	\$65,453	\$7,750
Saginaw Community Foundation	\$1,600,000	\$58,000	\$5,000
Lenawee Community Foundation	\$1,520,929	\$43,500	\$1,608
Greenville Area Community Foundation	\$1,501,369	\$45,732	\$100
Charlevoix County Community Foundation	\$1,405,449	\$51,365	\$1,595
Jackson Community Foundation	\$1,294,689	\$38,241	\$550
Battle Creek Community Foundation	\$1,202,835	\$31,740	\$0
Barry Community Foundation	\$1,165,966	\$8,616	\$25,000
Four County Community Foundation	\$1,150,030	\$31,023	\$0
Branch County Community Foundation	\$1,040,493	\$20,474	\$1,519
Sturgis Area Community Foundation	\$1,027,665	\$37,408	\$135
Mt. Pleasant Area Community Foundation	\$920,519	\$27,726	\$3,749
M&M Area Community Foundation	\$891,835	\$36,600	\$0
Shiawassee Community Foundation	\$845,511	\$10,000	\$1,800

Continued on Next Page

YAC DATA SUMMARY BY ASSET SIZE (CONTINUED)

Responses: 50

YAC Name	Assets	Grants Made	Gifts Received
Mackinac Island Community Foundation	\$665,273	\$17,667	\$150
Lapeer County Community Foundation	\$648,663	\$11,825	\$9,782
Coopersville Area Community Foundation	\$593,961	\$17,122	\$5,500
Community Foundation of Marquette County	\$524,382	\$16,064	\$30
Gratiot County Community Foundation	\$485,842	\$292,067	\$41,159
Roscommon County Community Foundation	\$429,684	\$10,492	\$670
Leelanau Township Community Foundation	\$392,583	\$8,590	\$200
North Central Michigan Community Foundation	\$342,092	\$18,500	\$1,100
Huron County Community Foundation	\$340,898	\$7,583	\$670
Iosco County Community Foundation	\$245,564	\$13,017	\$30
Ionia County Community Foundation Youth Fund	\$199,000	\$6,050	\$0
Bedford Community Foundation	\$160,866	\$4,000	\$1,700
Negaunee Area Community Fund	\$150,963	\$9,111	\$70
Greater Ishpeming Area Community Fund	\$120,612	\$4,500	\$900
Otsego Community Foundation	\$116,459	\$3,500	\$3,476
Straits Area Community Foundation	\$108,600	\$6,792	\$3,350
Marshall Community Foundation	\$107,082	\$51,500	\$500
Wyoming Community Foundation - Youth Fund	\$82,540	\$5,275	\$0
Manistee County Community Foundation	\$75,004	\$2,000	\$1,000
Hudsonville Jenison Community Foundation YAC	\$56,800	\$0	\$0
Sparta Community Foundation Youth Fund	\$53,370	\$1,900	\$0
2022 Survey Totals	\$59,946,355	\$2,089,737	\$159,140
Change from 2021 Totals	+0.3%	+2.1%	-89.1%

Respondents were asked to submit data based on their latest year end, which in most cases was December 31st. Other common year-end dates were March 31st (4 respondents), June 30th (6 respondents) and September 30th (9 respondents).

YAC DATA SUMMARY BY ASSET SIZE (CONTINUED)

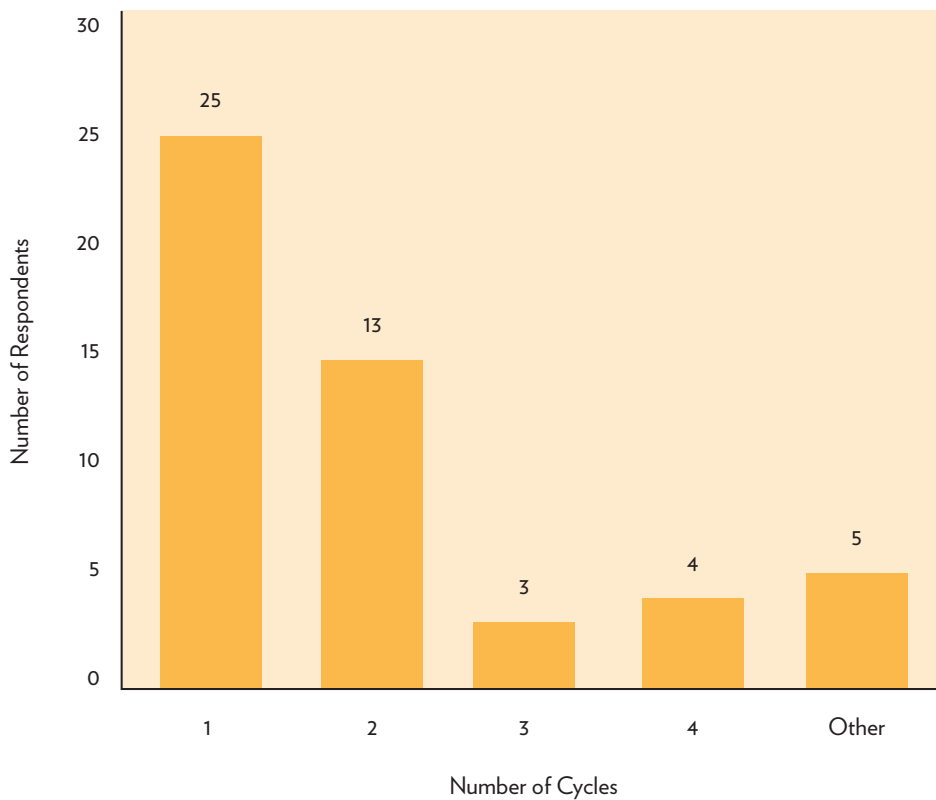
Over \$39 million

Total grant dollars given by YACs since 1989
(among those who responded this year)

Responses: 48

How many grant cycles does your YAC have within a fiscal year?

Responses: 50



"Other" responses included 10, 12 and continuous.

BY THE NUMBERS

12

Average number of grants made per respondent

Response in 2020-21: 11
Responses: 50

347

Total new YAC members in the 2021-22 school year

Response in 2020-21: 341
Responses: 48

24

Average number of YAC members per respondent

Response in 2020-21: 23
Responses: 48

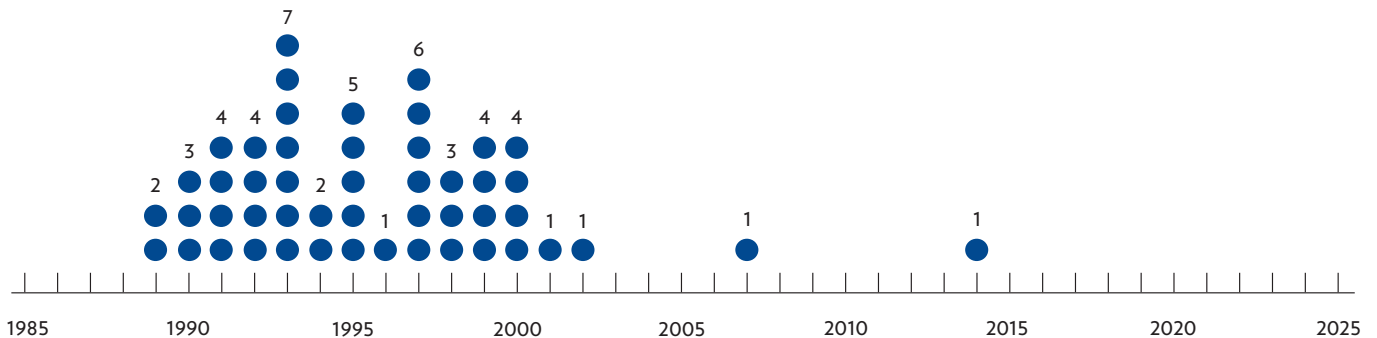
7

Average number of new YAC members per respondent

Response in 2020-21: 6
Responses: 48

Number of YACs by Year They Started Making Grants

Responses: 49



BY THE NUMBERS (CONTINUED)

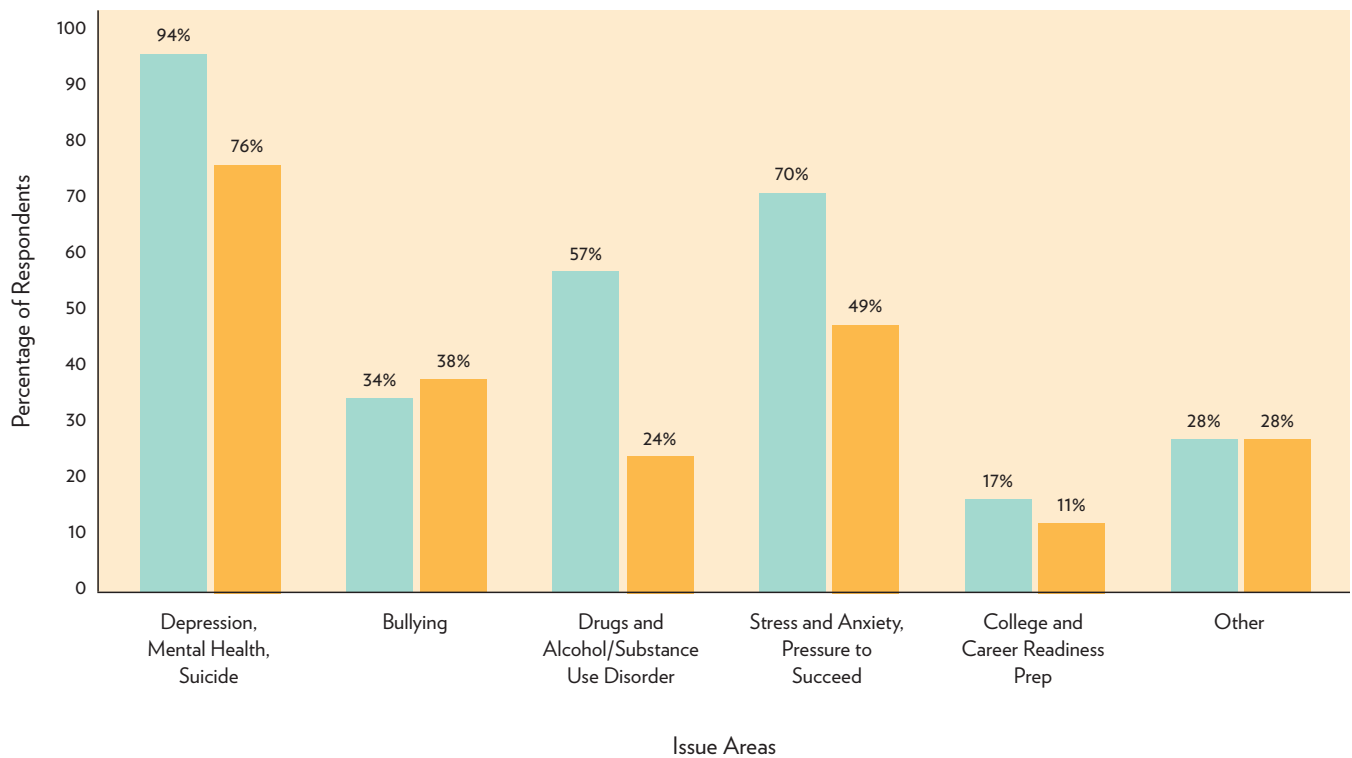
Top Reported Issue Areas in Youth Needs Assessments

Responses in 2022: 45

Responses in 2021: 53

(Respondents could choose up to three issue areas.)

2021 Responses
2022 Responses




“Other” responses in 2022 included: racial discrimination, racial and political tension, body image, sexual identity, home environment, teen pregnancy, vaping/e-cigarettes, food insecurity and poverty.

DIVERSITY, EQUITY & INCLUSION (DEI)

YAC-ER GENDER IDENTITY

Demographics

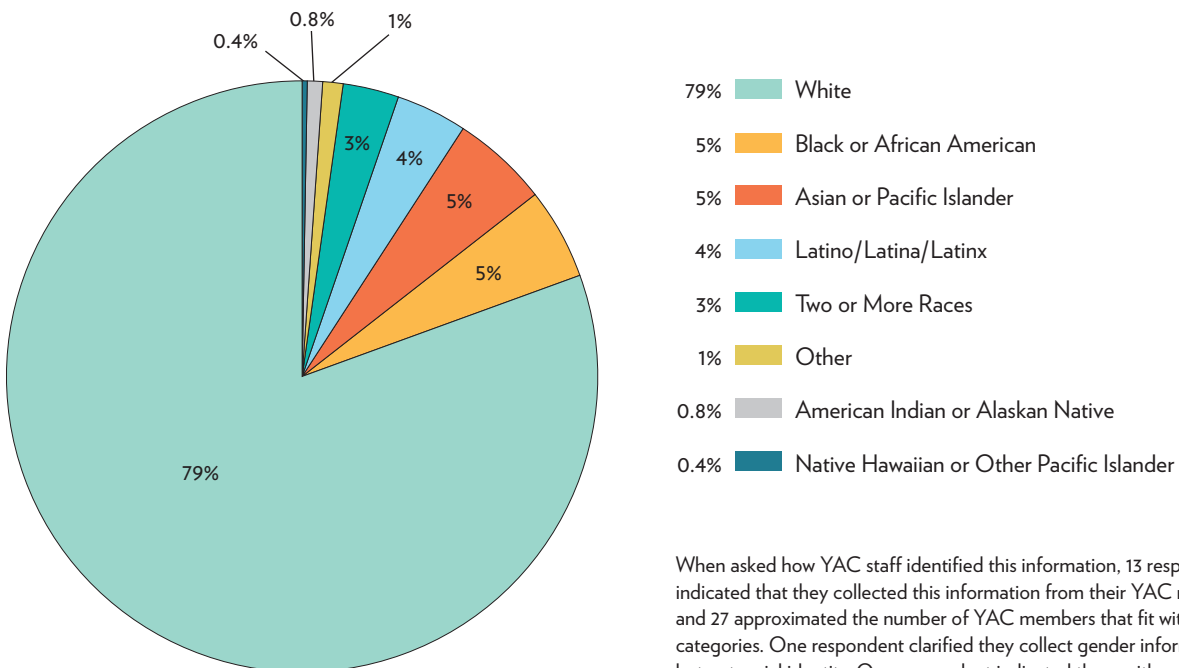
Total Count: 1,066



YAC-ER RACE AND ETHNICITY

Demographics

Total Count: 1,065



When asked how YAC staff identified this information, 13 respondents indicated that they collected this information from their YAC members, and 27 approximated the number of YAC members that fit within these categories. One respondent clarified they collect gender information but not racial identity. One respondent indicated they neither collected the information nor attempted to identify students. Two respondents indicated they both collect information and identify students as needed.

DIVERSITY, EQUITY & INCLUSION (DEI) (CONTINUED)

What is your YAC doing to further encourage diverse and inclusive practices within your YAC?

Responses: 46 (Respondents could select all options that applied.)

21

YACs that **discuss DEI** throughout their practices with current YACers (recruitment, grantmaking, etc.).

38

YACs that actively **encourage and engage all populations** in the YAC community to participate (race, sex, gender, religion, location, socioeconomic status, schools, etc.).

7

YACs that **engage and participate in DEI trainings**, workshops, etc.

3

YACs that **have a DEI strategic plan**, commitment letter, etc.

2

YACs that participate in **other activities**.

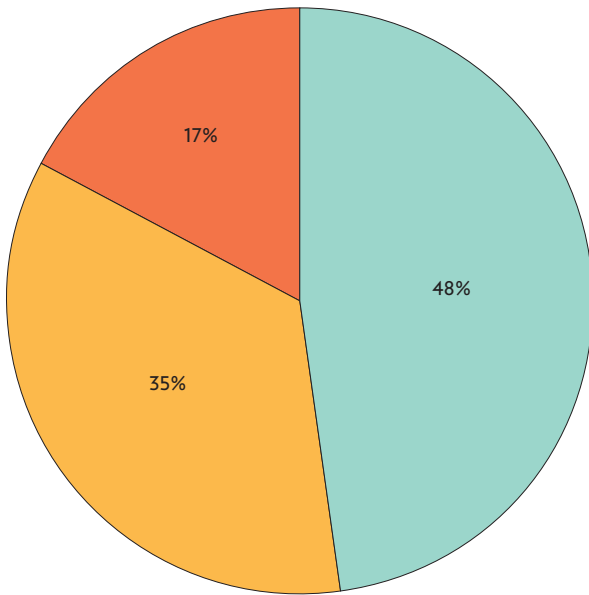
“Other” responses included a note from one respondent that they contribute to Diversity, Equity, Inclusion and Justice (DEIJ) events in their area, and a note from another respondent that they complete an annual membership matrix and also conduct learning opportunities and monthly challenges to consider different perspectives/experiences.

One respondent also shared they have plans to host a DEI training/workshop in partnership with the foundation board.

A SEAT AT THE TABLE

YAC Representation and Voting on the Board of Trustees

Responses: 46



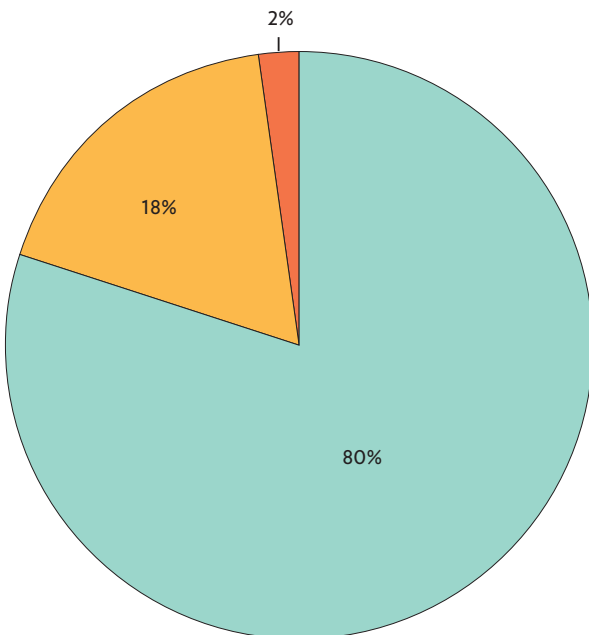
- 48% One or more YAC members serve as full voting members on the Board.
- 35% YAC members have no involvement with Board meetings.
- 17% YAC members participate in Board meetings but are not permitted to vote.

Of the 22 respondents with YAC representation on the foundation board as voting members, nine indicated they have two youth serving on the board, while the remainder have a single representative.

Of the 30 respondents with YAC representation on the foundation board (including voting and non-voting members), 11 students belong to a historically underrepresented racial, ethnic, cultural or religious group.

YAC Representation and Voting on the Grants Committee

Responses: 46



- 80% YAC members have no involvement with grant committee meetings.
- 18% One or more YAC members serve as full voting members on the grants committee.
- 2% YAC members participate in grant committee meetings but are not permitted to vote.

Of the eight respondents with YAC representation on the foundation board as voting members, two respondents indicated they have two youth serving on the committee and six have a single representative.

Of the nine respondents with YAC representation on the grants committee (including voting and non-voting members), five students belong to a historically underrepresented racial, ethnic, cultural or religious group.

EVALUATION & ACTIVITIES

Responses: 50

46%

YACs that **learn about each grantee's progress** through written reports, oral presentations or site visits within one year of making a grant, using the lessons learned for future grants

Response in 2020-21: 46%

34%

YACs that **look at written reports** submitted by grantees as they are received

Response in 2020-21: 31%

12%

YACs that **do not currently have a process** for evaluating their grantmaking

Response in 2020-21: 15%

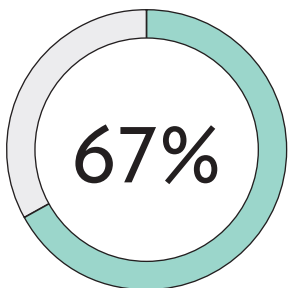
71%

YACs that have **completed a needs assessment** in the past three years

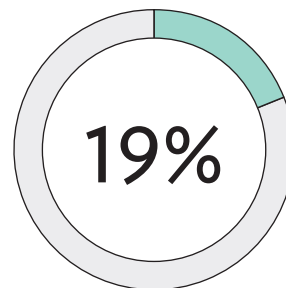
Response in 2020-21: 74%

COMMUNITY SERVICE AND FUND DEVELOPMENT

Responses: 48



YACs that participate in **community service activities**



YACs that engage in **fund development activities** to build the youth endowment

EVALUATION & ACTIVITIES (CONTINUED)

FAVORITE COMMUNITY SERVICE ACTIVITIES REPORTED

Supporting a local collection of food items for families in need

Christmas shopping for families or youth in need

Cleaning up the local park

Collecting socks for individuals without a home

Coordinating a backpack giveaway

Creating a sock tree for our local Christmas tree display

Creating gifts for local seniors, delivering them and talking with the residents

Creating welcome gifts for the local Ronald McDonald House

Creating hygiene packs

Distributing items to families in need during a Christmas Outreach event

Filling backpacks for foster care children

Launching #MakingNoise, a social media video campaign focused on online dangers

Leading a pumpkin decorating booth at the local 'Boo Bash'

Leading an Adopt a Mile trail clean-up

Leading senior citizen cell phone tutorial sessions

Making blankets/cards for hospitals

Making care packages for a local shelter for domestic abuse survivors



"Hearing the stories about youth who might not have a Christmas experience without us, or some who have experienced it for the first time, is so rewarding. Our youth love taking time to carefully pick out and curate gifts that the youth both need and want."



"The YAC spends time at a local elementary school to teach 4th graders the importance of giving back to the community. The YAC then teams up with students to put together personal gifts for senior residents, drops off the gifts and takes time to chat with residents."



"For our February YAC meeting, we handmade over 100 Valentine's Day cards and delivered them to a local assisted living facility. It brought a lot of joy to the residents but it was even more amazing to see how doing this made our youth feel."



"Our community is home to the Santa House and a Santa School. Every year, the YAC has the honor of serving as Santa's Elves on opening night. The House itself is truly magical, and our official Santas are so present when interacting with our members and every single child who comes in to visit. There is truly nothing else like it to kick off the holiday season."



"Our YAC Leadership Team partnered with a local advocacy center to launch #MakingNoise, a social media video campaign aimed at helping youth learn about cyber-bullying, predators and other online dangers, as well as how to avoid them."



"We met with seniors in the community three times to help with iPhone and Android lessons. It was a great experience!"

Continued on Next Page

EVALUATION & ACTIVITIES (CONTINUED)

FAVORITE COMMUNITY SERVICE ACTIVITIES REPORTED

Making Christmas cards for the elderly and nursing homes

Making Valentine's Day cards and delivering them to a local assisted living facility

Painting for a children's advocacy center

Painting rooms at the local humane society

Partnering with other nonprofits to plan & host a Christmas party for children in foster care

Purchasing, sorting, packaging and delivering backpacks and school supplies

Sending teacher appreciation goodies at the end of the school year

Sending thank you notes to all school staff, from the superintendent to the custodial staff

Serving at the community picnic

Teaching local 4th graders the importance of giving back to the community

Visiting and singing with the elderly at a local assisted care facility

Volunteering at a clothing center which had received a YAC grant for back to school clothing for teens

Volunteering at a local suicide prevention event

Working at the Lions Chicken Barbecue

Working with a free community clothing organization

Writing letters to essential workers and isolated older adults



"Our YACers have an annual event called Kids Helping Kids. This is a partnership with a local nonprofit, the state health department and others. The program provides a Christmas party for children in foster care. The youth groups shop for and wrap gifts for each child, whether a foster or biological child. A family style dinner is served with Santa and Mrs. Claus delivering gifts to each child. It is the most popular service project our group does!"



"Since the YAC convened virtually this year due to COVID, they decided to write letters to essential workers and isolated older adults. We connected with our partners at the local hospital who shared the letters on their social media during Nurses' Week in May and in the statewide employee newsletter."



"This year we were asked to help with a brand new community activity call 'Boo Bash' held close to Halloween. There were booths, music, hay rides, etc. The YAC ran the pumpkin decorating booth. The best moment was when a mom who uses a wheelchair and the dad came with their five children. We heard the mom tell the dad that she could help one child at a time. The YAC members went over and asked if they could be of help. The mom was very grateful that all the children were able to decorate their pumpkins with her at the same time."



"We created a sock tree for our local Christmas tree display. First we shopped for many pairs of socks! We then bagged and labeled hundred of pairs of new socks and hung them on the tree for people to take."

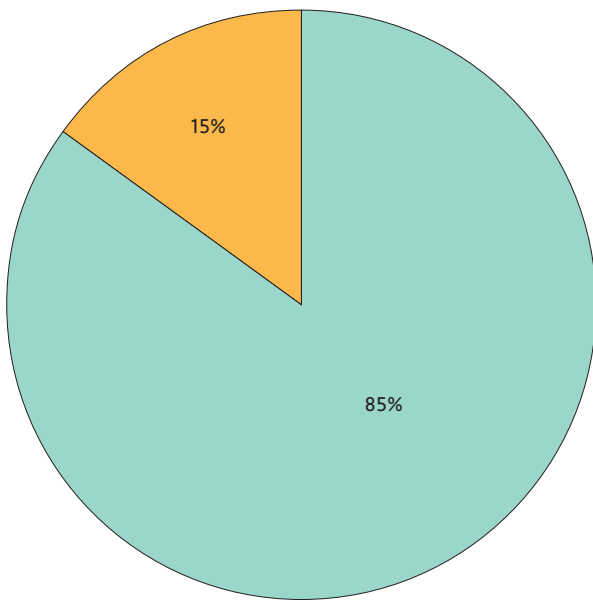


"We purchased 192 backpacks and 500 sets of school supplies for all of our county schools. We then sorted, packaged and delivered the backpacks and schools supplies to all 21 schools ourselves. This makes it far more equitable for the students who may not be able to make it to certain locations/dates to pick up school supplies from other organizations. The schools are asked to pass out the supplies to those in need at their own discretion."

EVALUATION & ACTIVITIES (CONTINUED)

SPECIFIC FUND DEVELOPMENT ACTIVITIES REPORTED

Responses: 48



85% Does not Participate in Fund Development Activities

15% Participates in Fund Development Activities

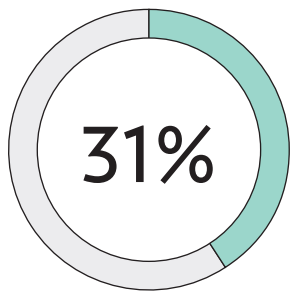
Examples of "Fund Development Activity" responses included: online donation drive; donation from the Lions after working their chicken BBQ event; 25th anniversary annual celebration; Giving Tuesday campaign; virtual 5K; selling chocolate bars at a local event; 100% giving challenge for YAC members; and third party giving day / a local accountant's office gave their "jeans day" donations.

"Each year we do the Flamingo Project. We have 90 pink flamingos (3 flocks), and the YAC members form three teams. Each day for two weeks, the YAC teams place the flamingos in yards along with signs and a packet that includes information about the YAC, the foundation and a giving envelope. The home that gets the flamingos the first day chooses where they go the following day for a donation. The community loves it and is very supportive."

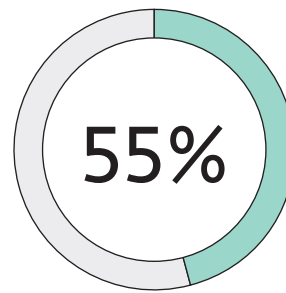
YAC ALUMNI

YAC Alumni Record Keeping

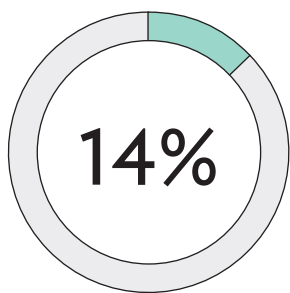
Responses: 49



YACs that **informally** keep a record of YAC alumni



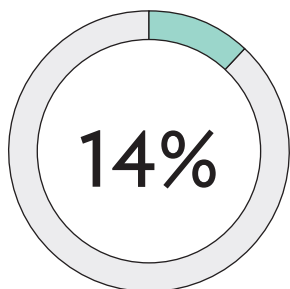
YACs that **formally** keep a record of YAC alumni



YACs that **do not** keep a record of YAC alumni

YAC Alumni Activities

Responses: 49



YACs that **engage in activities** with their YAC alumni

Example activities include: holding a YAC alumni gathering every year or every few years; engaging alumni as speakers; inviting alumni to assist with service projects; welcoming alumni to the year-end celebration; sending a periodic YAC alumni e-newsletter; inviting alumni to YAC meetings; engaging YAC alumni in the YAC's anniversary and more.

YAC MEETINGS

Responses: 48

473

Total number of official YAC meetings in the 2021-22 school year across all respondents

Response in 2020-21: 497

10

Average number of official YAC meetings per YAC in the 2021-22 school year

Response in 2020-21: 8

174

Total number of official gatherings (social, service, etc.) in the 2021-22 school year across all respondents

Response in 2020-21: 168

4

Average number of other gatherings (social, service, etc.) per YAC in the 2021-22 school year

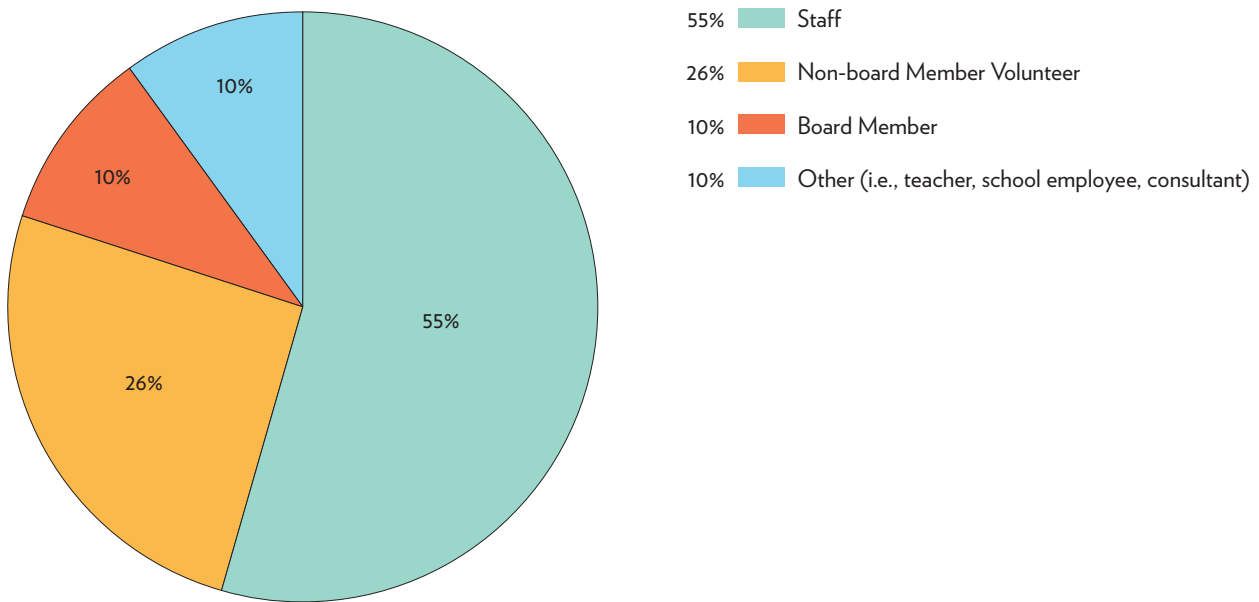
Response in 2020-21: 3



YAC ADVISORS

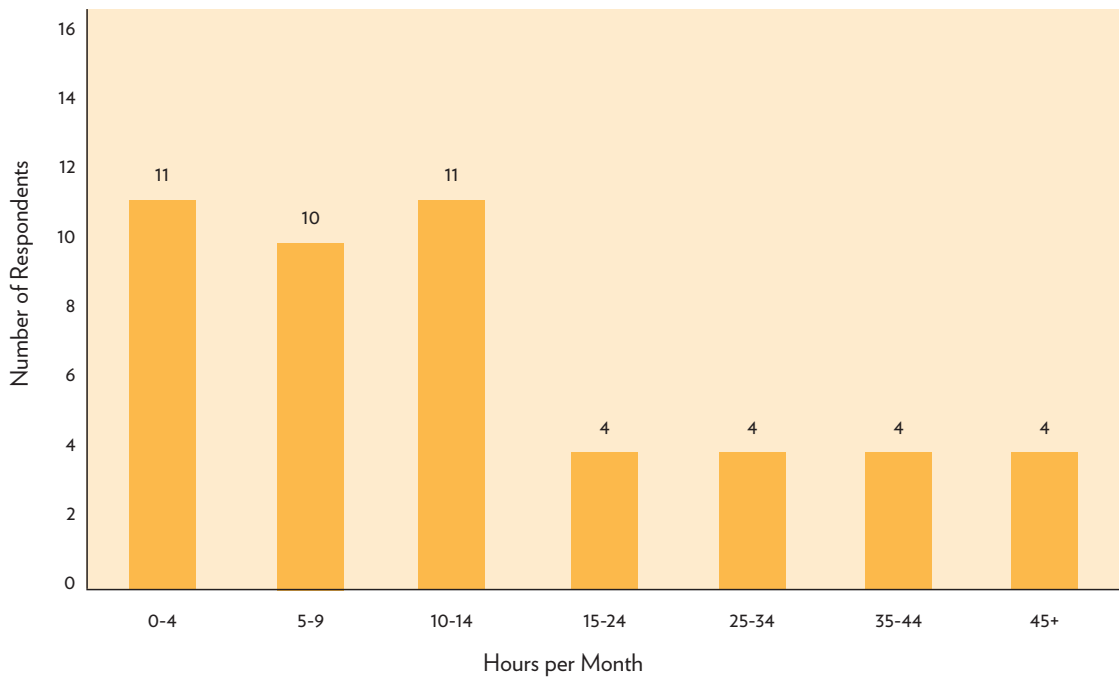
YAC Advisors by Advisor Type

Responses: 48 / Totals may exceed 100% as YACs may have more than one advisor and/or advisors who fit in more than one category.



YAC Advisor Time Spent per Month on YAC-related Activities

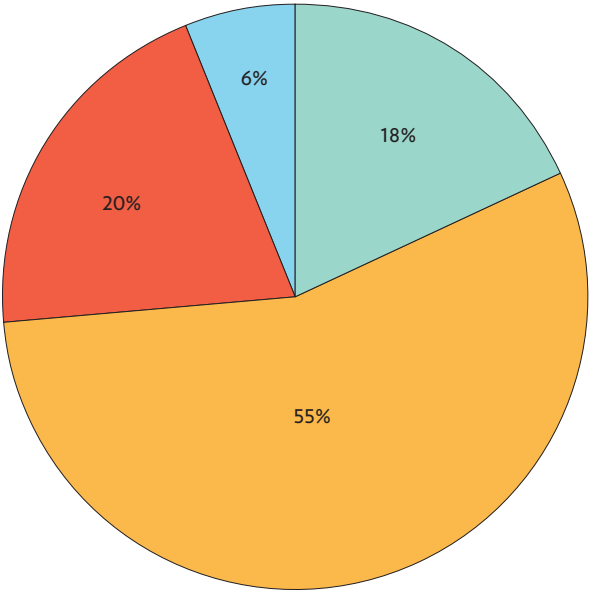
Responses: 48



YAC ADVISORS (CONTINUED)

Are your YAC advisors compensated for their time?

Responses: 49



- 18% Yes
- 55% Yes, as part of their salary
- 20% No
- 6% Other

“Other” responses indicated a hybrid (i.e., one advisor is paid and the other is a volunteer).

Among the 36 respondents who have a paid advisor, most fund at least a portion of the position through the YAC endowment. Some use YAC operating dollars to further support those costs, while others indicated the community foundation’s operating dollars support the cost of the salary or stipend.




YAC ADVISORS (CONTINUED)

DIVERSITY & INCLUSION

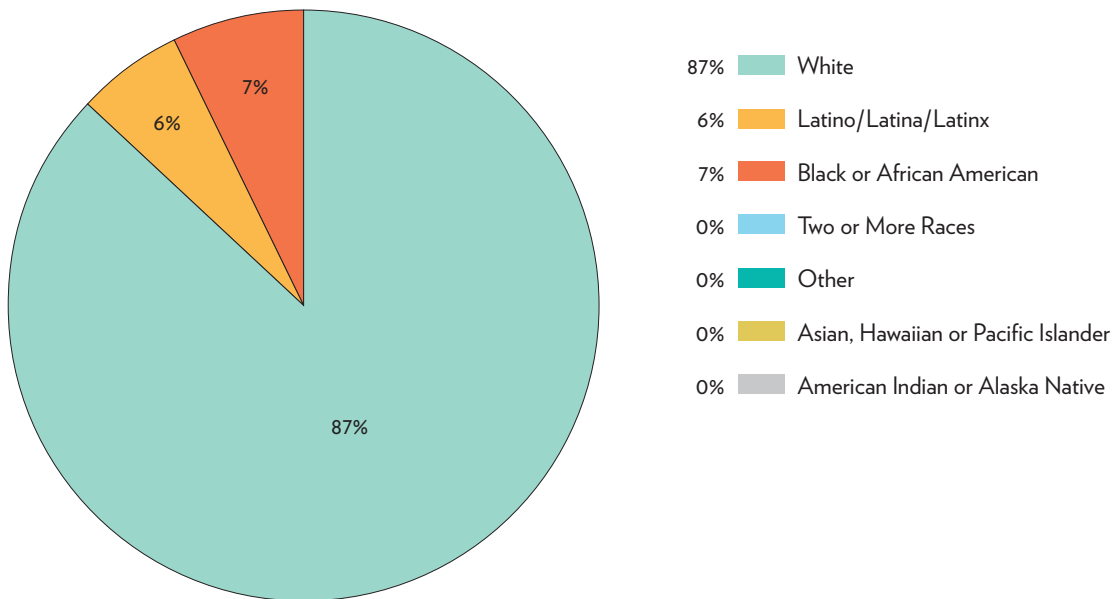
YAC Advisor Gender

Total Count: 90



YAC Advisor Race and Ethnicity

Total Count: 87





50
YEARS

CMF Council of
Michigan
Foundations