



# YAC DATABOOK

**PUBLISHED IN 2021**

*Reporting on 2020-21*



# WELCOME

Young people have shown up in powerful ways over the last 18 months – navigating a digital disconnect when connection has never been more important, supporting friends and family, engaging in community – all with grace and resilience. Our youth philanthropists who power Youth Advisory Committees (YACs) across the state are leaning in to reimagination and reinvention, further strengthening their roles as leaders of today and for the future.

Amid continued challenges of the pandemic, YACs have indeed supported their communities like never before, especially stepping in to fill critical gaps in volunteer roles, when communities have needed their nonprofits the most.

The Michigan Community Foundations Youth Project (MCFYP) Committee has worked closely with YACs to ensure they are supported. This year MCFYP created two grant programs – YAC Development and YAC Community Needs – providing funding for personal and group development and additional support for youth in their communities who have been affected by the pandemic. Our Michigan YACs received \$18,500 through the new grant programs.

MCFYP also offered YACs a robust array of virtual trainings and connection opportunities including virtual community service projects, a mental health and resilience program and an on-demand college and career readiness webinar.

It is an important moment in time to step back and reflect on the last year, and to review key trends and insights that can help us plan for the year ahead. This databook lifts up the impactful work of YACs and YAC advisors in 2020-21 and highlights how they have supported communities through the power of youth. With over 75% of Michigan YACs represented within this survey, this year's insights provide a comprehensive picture of youth philanthropy in our state.

We appreciate the transparency that responding foundations provided, especially with limited capacity during the continued challenges of the pandemic. Our hope is that communities across the state and beyond will utilize the information shared. Thank you for your time and commitment to completing the 2021 YAC databook survey.

We are incredibly grateful for the enduring leadership of our YACs and our network of dedicated YAC advisors who continue to support them.

With gratitude,



Olivia Henry  
Program Coordinator  
CMF

*For over 25 years, Michigan youth have been engaging in community giving through Michigan community foundations and developing leadership skills for social good, all thanks to an original challenge grant from the W.K. Kellogg Foundation.*

# TABLE OF CONTENTS

## YAC DATA SUMMARY

Assets, Gifts and Grants.....5

## BY THE NUMBERS

Grantmaking & Issue Areas.....8

## DIVERSITY & INCLUSION

The Makeup of Our YACs.....9

## A SEAT AT THE TABLE

YAC Engagement with CF.....11

## EVALUATION & ACTIVITIES

Processes & Events.....12

## YAC ALUMNI

Engagement with Alumni.....16

## YAC ADVISORS

Profiles & Meetings.....18

# METHODOLOGY AND DATA

The data used within this report was self-reported through an online survey utilizing the Alchemer platform. In total, 66 YACs participated representing more than 75% of the 86 YACs in Michigan.

Each YAC advisor was provided a private log-in and password for their specific community foundation YAC. The survey could be saved and completed over multiple days. Data was collected June-August 2021.

Respondents were asked to submit data based on their latest year end, which in most cases was December 31, 2020. Other common year-end dates were June 30, 2020, September 30, 2020, and March 31, 2021.

The self-reporting nature of this information inherently provides limitations to this data, including self-reporting errors, translation errors, data sources, lack of available information and varying interpretations of questions. This document is housed on the Council of Michigan Foundations' website ([michiganfoundations.org](http://michiganfoundations.org)). Should adjustments to datasets emerge, they may be reflected in subsequent downloads of this PDF.



# YAC DATA SUMMARY BY ASSET SIZE

Responses: 66

YAC Name	Assets	Grants Made	Gifts Received
Community Foundation for Southeast Michigan	\$3,651,163	\$156,400	\$9,965
Grand Haven Area Community Foundation	\$3,002,183	\$99,122	\$100
Ann Arbor Area Community Foundation	\$2,802,247	\$69,217	\$1,850
Petoskey-Harbor Springs Area Community Foundation	\$2,668,948	\$144,313	\$24,800
Allegan County Community Foundation	\$2,530,268	\$51,556	\$0
Grand Traverse Regional Community Foundation	\$2,388,458	\$76,800	\$0
Midland Area Community Foundation	\$2,294,405	\$133,365	\$0
Community Foundation of Greater Flint	\$2,114,710	\$52,964	\$0
Marshall Community Foundation	\$1,932,942	\$27,192	\$575
Community Foundation for Muskegon County	\$1,890,590	\$51,354	\$400
Bay Area Community Foundation	\$1,830,238	\$58,689	\$1,000
Hillsdale County Community Foundation	\$1,813,362	\$40,983	\$5,245
Community Foundation of St. Clair County	\$1,783,271	\$47,834	\$0
Grand Rapids Community Foundation	\$1,575,000	\$45,000	\$1,478
Fremont Area Community Foundation	\$1,559,707	\$83,806	\$0
Capital Region Community Foundation	\$1,518,615	\$65,541	\$2,320
Lenawee Community Foundation	\$1,408,076	\$32,872	\$2,767
Barry Community Foundation	\$1,364,179	\$26,279	\$607,588
Greenville Area Community Foundation	\$1,350,951	\$51,993	\$100
Battle Creek Community Foundation	\$1,288,629	\$13,492	\$144,970
Charlevoix County Community Foundation	\$1,274,254	\$51,308	\$568
Community Foundation for Northeast Michigan	\$1,182,545	\$60,263	\$10,123
Jackson Community Foundation	\$1,139,601	\$16,929	\$1,336
Four County Community Foundation	\$1,041,546	\$21,633	\$0
Sturgis Area Community Foundation	\$1,027,072	\$46,645	\$2,500
Branch County Community Foundation	\$922,874	\$20,190	\$427
M&M Area Community Foundation	\$847,298	\$28,289	\$500
Mt. Pleasant Area Community Foundation	\$827,656	\$28,615	\$3,341
Michigan Gateway Community Foundation	\$809,075	\$21,225	\$200

Continued on Next Page

# YAC DATA SUMMARY BY ASSET SIZE (CONTINUED)

Responses: 66

YAC Name	Assets	Grants Made	Gifts Received
Shiawassee Community Foundation	\$733,304	\$11,366	\$4,137
Community Foundation for Oceana County	\$709,662	\$35,237	\$587,010
Mackinac Island Community Foundation	\$590,281	\$23,052	\$250
Lapeer County Community Foundation	\$578,754	\$11,110	\$8,977
Community Foundation for Delta County	\$545,797	\$21,594	\$0
Coopersville Area Community Foundation	\$524,619	\$16,668	\$1,695
Community Foundation of Marquette County	\$524,382	\$12,900	\$60
Gratiot County Community Foundation	\$421,652	\$13,696	\$0
Roscommon County Community Foundation	\$384,996	\$8,864	\$725
North Central Michigan Community Foundation	\$374,844	\$20,050	\$6,785
Albion Community Foundation	\$371,644	\$12,000	\$0
Mecosta County Community Foundation	\$362,608	\$6,000	\$2,580
Leelanau Township Community Foundation	\$353,058	\$7,600	\$150
Fenton Community Fund	\$344,845	\$0	\$0
Osceola County Community Foundation	\$325,256	\$11,098	\$2,600
Huron County Community Foundation	\$310,384	\$0	\$590
Community Foundation of Monroe County	\$271,167	\$30,000	\$0
Iosco County Community Foundation	\$268,978	\$14,189	\$1,995
Les Cheneaux Community Foundation	\$209,388	\$3,500	\$0
Clio Area Fund	\$207,237	\$0	\$0
Alger Regional Community Foundation	\$188,093	\$5,670	\$0
Schoolcraft County Community Foundation	\$170,203	\$2,643	\$0
St Ignace Area Community Foundation	\$163,650	\$6,336	\$0
Ionia County Community Foundation - Youth Fund	\$161,000	\$7,300	\$0
Bedford Community Foundation	\$160,866	\$9,180	\$1,800
Negaunee Area Community Fund	\$150,963	\$0	\$50
Grand Blanc Community Fund	\$140,350	\$0	\$0
Kalamazoo Community Foundation	\$136,105	\$50,000	\$0
Greater Ishpeming Area Community Fund	\$120,612	\$1,500	\$710

Continued on Next Page

# YAC DATA SUMMARY BY ASSET SIZE (CONTINUED)

Responses: 66

YAC Name	Assets	Grants Made	Gifts Received
Straits Area Community Foundation	\$118,516	\$5,937	\$3,785
Otsego Community Foundation	\$104,242	\$7,823	\$8,197
Manistee County Community Foundation	\$67,067	\$2,300	\$912
Paradise Area Community Foundation	\$59,560	\$0	\$0
Frankenmuth Community Foundation	\$44,357	\$2,218	\$980
Sparta Community Foundation YAC	\$43,000	\$1,900	\$0
Community Foundation of Holland/Zeeland	\$34,683	\$59,815	\$0
Canton Community Foundation	\$15,043	\$735	\$100
<b>2021 Survey Totals</b> <b>Change from 2020 Totals</b>	<b>\$60,131,029</b> <b>+2.8%</b>	<b>\$2,046,150</b> <b>+9.4%</b>	<b>\$1,456,241</b> <b>+529.8%</b>

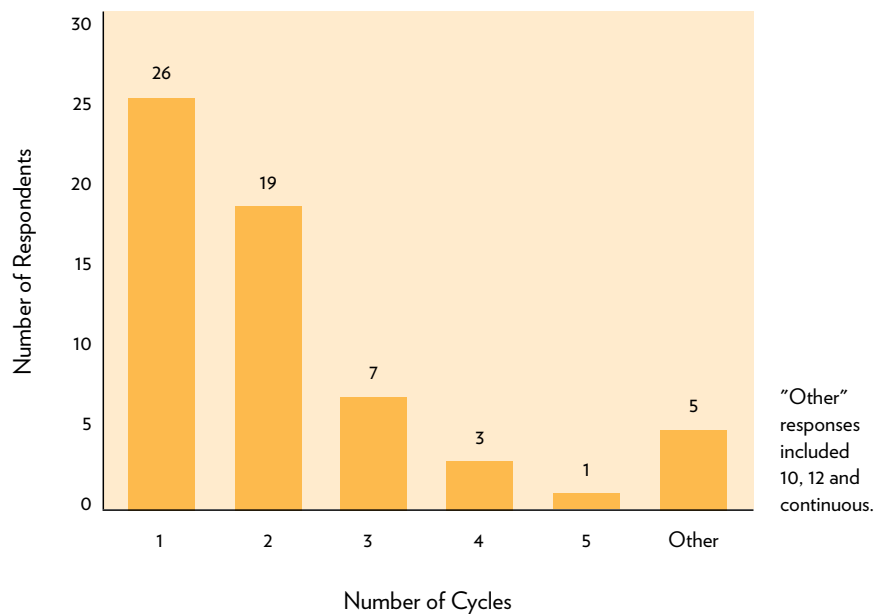
Respondents were asked to submit data based on their latest year end, which in most cases was December 31, 2020. Other common year-end dates were June 30, 2020, September 30, 2020, March, 31, 2021.

Over  
\$40  
million

Total grant dollars given  
by YACs since 1989  
(among those who  
responded this year)

## How many grant cycles does your YAC have within a fiscal year?

Responses: 61



# BY THE NUMBERS

Responses: 59

## 11

Average number of grants made per respondent

*Response in 2019-20: 13*

## 341

Total new YAC members in the 2020-21 school year

*Response in 2019-20: 524*

## 23

Average number of YAC members per respondent

*Response in 2019-20: 29*

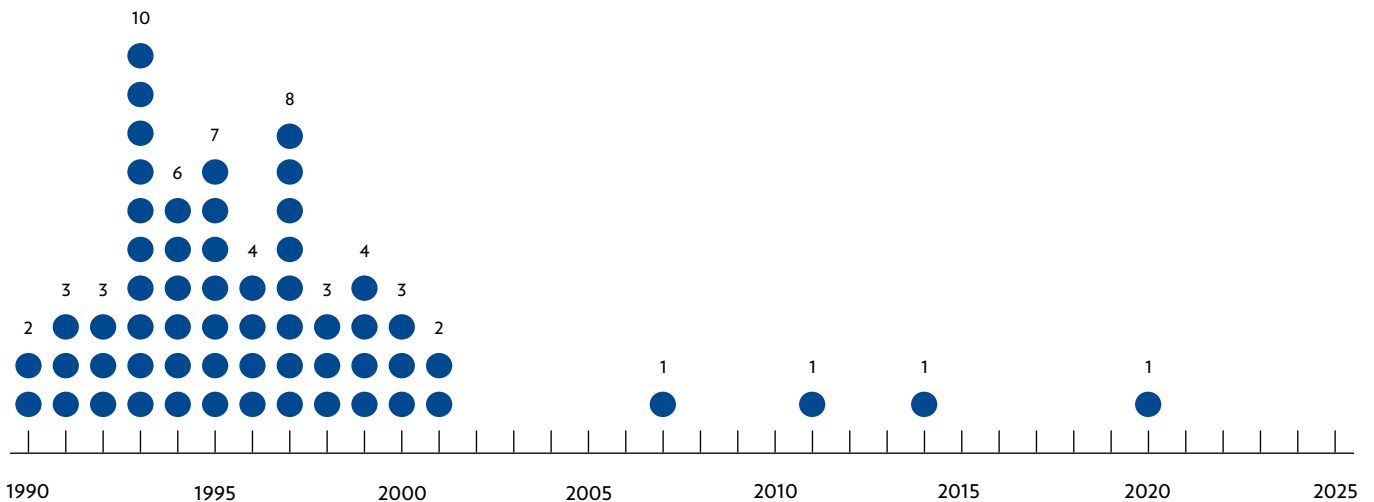
## 6

Average number of new YAC members per respondent

*Response in 2019-20: 9*

## Number of YACs by Year They Started Making Grants

Responses: 59

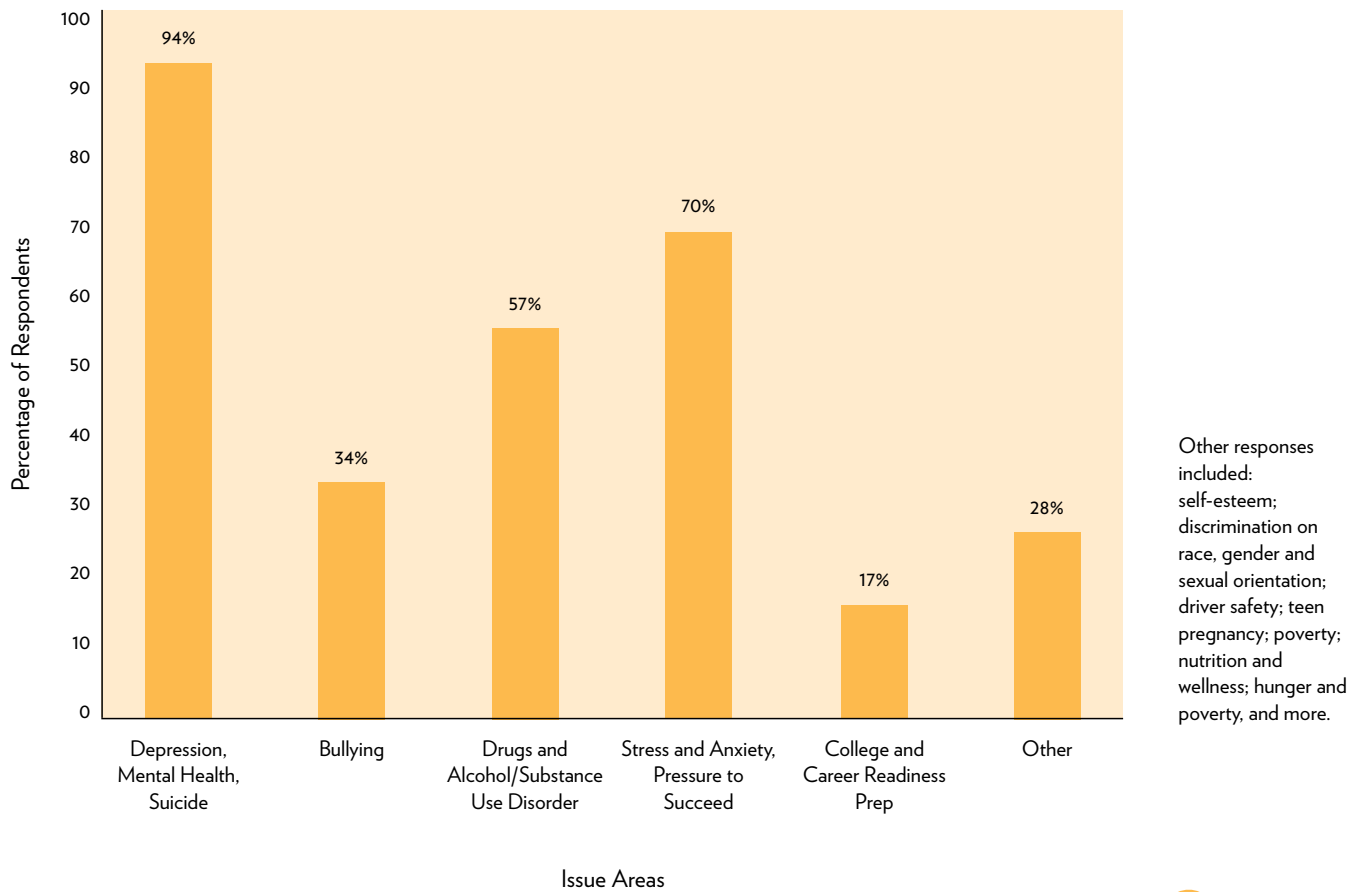




# BY THE NUMBERS (CONTINUED)

## Top Reported Issue Areas in Youth Needs Assessments

Responses: 53




# DIVERSITY, EQUITY & INCLUSION (DEI)

## YAC-ER GENDER

### Demographics

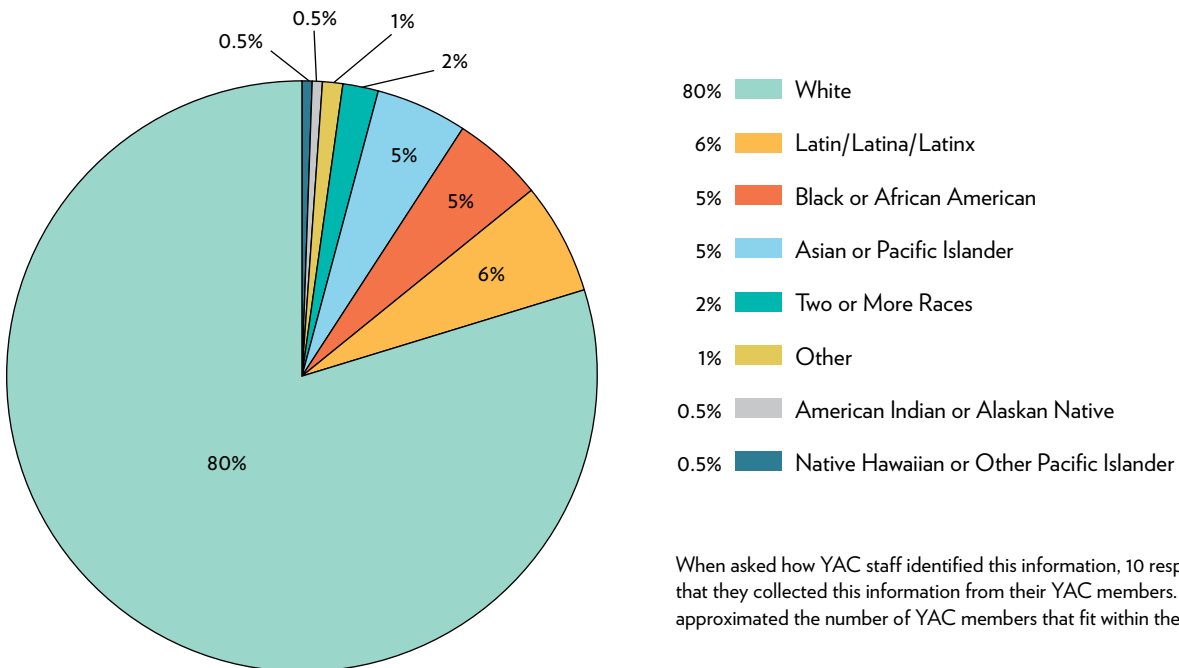
Total Count: 1,315



## YAC-ER RACE AND ETHNICITY

### Demographics

Total Count: 1,270



When asked how YAC staff identified this information, 10 respondents indicated that they collected this information from their YAC members. The remainder approximated the number of YAC members that fit within these categories.

# DIVERSITY, EQUITY & INCLUSION (DEI) (CONTINUED)

## What is your YAC doing to further encourage diverse and inclusive practices within your YAC?

Responses: 58

32

YACs that **discuss DEI** throughout their practices with current YACers (recruitment, grantmaking, etc.).

47

YACs that actively **encourage and engage all populations** in the YAC community to participate (race, sex, gender, religion, location, socioeconomic status, schools, etc.).

7

YACs that **engage and participate in DEI trainings**, workshops, etc.

2

YACs that **have a DEI strategic plan**, commitment letter, etc.

7

YACs that participate in **other activities**.

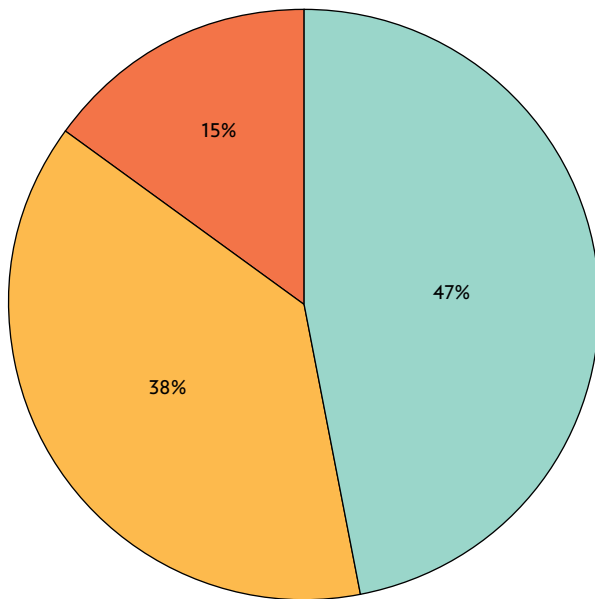
In the "Other" comments respondents shared that they have developed materials for their use/training, launched a new Inclusivity Committee and issued new grants to support racial equity efforts.

"The racial injustices in our communities made the YAC pause to reflect on where our support could be most useful. Instead of having our traditional youth leadership grantmaking in 2020, we updated our guidelines to be responsive to promoting racial equity and addressing racial injustice. The Request for Proposal invited nonprofit organizations to submit grant proposals that focused on new or existing projects and programs, mindful that many activities would be taking place virtually. We were intentional to embed racial equity into our grantmaking by also allowing a Form 990 to be able to consider growing grassroots organizations that are often led by people of color. Despite the challenges and barriers youth face learning synchronously, there are a myriad of strong youth-led programs hosting dialogues with their community, conducting research, and finding innovative solutions towards systemic policy change to increase racial equity and racial justice throughout (our region)." - YAC Advisor

# A SEAT AT THE TABLE

## YAC Representation and Voting on the Board of Trustees

Responses: 60



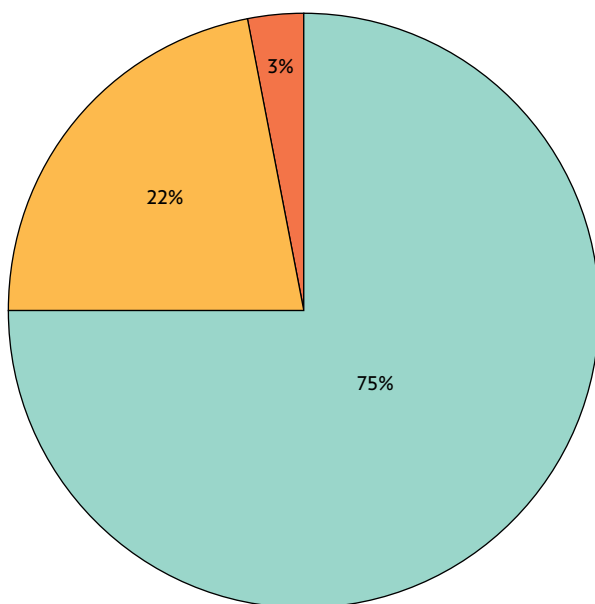
- 47% ■ Yes, one or more YAC members serve as full voting members on the Board.
- 38% ■ No, YAC members have no involvement with Board meetings.
- 15% ■ YAC members participate in Board meetings but are not permitted to vote.

Among 46 students identified as voting members on their foundation's board across all respondents, respondents indicated that 22 of the students (or 48%) belong to a historically underrepresented racial, ethnic, cultural or religious group.

*In 2019-20, the percentage of students belonging to a historically underrepresented group was 54%.*

## YAC Representation and Voting on the Grants Committee

Responses: 60



- 75% ■ No. YAC members have no involvement with grant committee meetings.
- 22% ■ Yes. One or more YAC members serve as full voting members on the grants committee.
- 3% ■ YAC members participate in grant committee meetings but are not permitted to vote.

# EVALUATION & ACTIVITIES

Responses: 59

46%

YACs that **learn about each grantee's progress** through written reports, oral presentations or site visits within one year of making a grant, using the lessons learned for future grants

*Response in 2019-20: 59%*

31%

YACs that **look at written reports** submitted by grantees as they are received

*Response in 2019-20: 22%*

15%

YACs that **do not currently have a process** for evaluating their grantmaking

*Response in 2019-20: 19%*

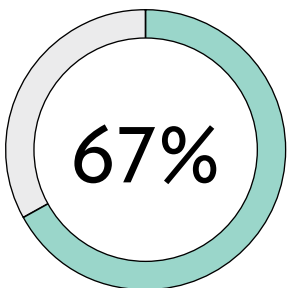
74%

YACs that have **completed a needs assessment** in the past three years

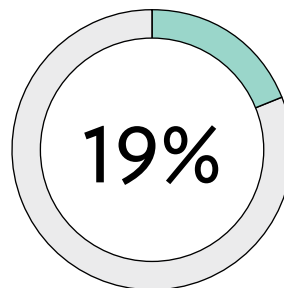
*Response in 2019-20: 71%*

# COMMUNITY SERVICE AND FUND DEVELOPMENT

Responses: 60



YACs that participate in **community service activities**



YACs that engage in **fund development activities** to build the youth endowment

*Continued on Next Page*

# EVALUATION & ACTIVITIES (CONTINUED)

## FAVORITE COMMUNITY SERVICE ACTIVITIES REPORTED

Adopting a section of a local trail

Planting a tree on Arbor Day

Sending cards, letters and gifts to seniors, students experiencing poverty and families experiencing abuse

Supporting mobile food distribution

Creating breakfast packs for local students and hygiene packs for schools

25 Random Acts of Kindness for the 25th YAC Anniversary

Delivering meals to seniors

Clearing and cleaning local walking trails

Creating cards and videos for essential workers

Leading cyberbullying outreach programs

Creating posters and promotions supporting mask wearing in the community

Advancing recycling and highway cleanup efforts

Toy drive leadership and support

Walk and Run event engagement and organizing

Helping with the creation of a mural

Designing and decorating bookmarks to donate to a local literacy nonprofit organization

Purchasing, sorting, packaging and delivering school supplies and backpacks for students in need

Creating care packages for students in the local foster program



“It always seems to be the YAC Christmas Shopping event. Hearing the stories about the youth who might not have a Christmas experience without us, or some who have experienced it for the first time, is so rewarding! Our youth love taking time to carefully pick out and curate gifts that the youth both need and want!”



“Our students volunteered at a Halloween event put on by our local police department. The students participated in handing out candy to the youth as they came through the ‘drive-thru’ park in their costumes. It was a unique event for a unique year, where the pandemic led to the students handing out candy through long tubes in order to safely socially distance and still allow for the local youth to enjoy Halloween in 2020!”



“Our YAC Leadership Team partnered with Traverse Bay Children’s Advocacy Center (TBCAC) to launch #MakingNoise, a social media video campaign. #MakingNoise is aimed at helping youth learn about cyber-bullying, predators and other online dangers as well as how to avoid them.”



“We partnered with one of our grant partners to clean out their basement, and also partnered with United Way to create welcome kits for families who had recently moved into permanent housing, and learning kits for local schools.”

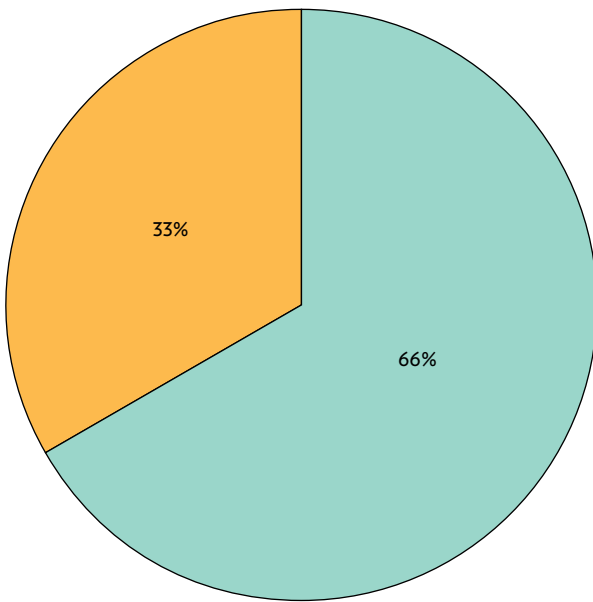


“Our YAC started a ‘Give Back to Bay’ program to incentivize other local youth groups to go out and volunteer on a specific weekend. Our YAC recruited youth groups and found volunteer activities for them to do. If groups volunteered enough hours during that weekend they receive a \$1,000 grant from the community foundation, outside of YAC funds. The YAC’s involvement included marketing, recruitment and placement of the groups involved.”

# EVALUATION & ACTIVITIES (CONTINUED)

## SPECIFIC FUND DEVELOPMENT ACTIVITIES REPORTED

Responses: 12



- 66% ■ Other
- 33% ■ Participation in Giving Tuesday

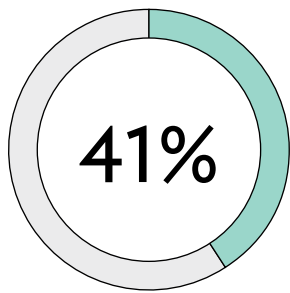
Examples of "Other" responses included: working at a locally owned restaurant for a percentage of that day's proceeds; a can and bottle drive; a "golden ticket" event; a YAC Classy Fund Site; helping the community foundation send annual letters; a donor development dinner; a virtual 5K; a member contribution challenge; an in-school fundraiser and more.



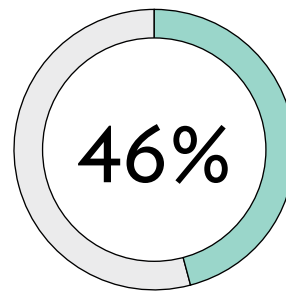
# YAC ALUMNI

## YAC Alumni Record Keeping

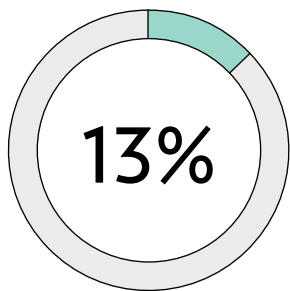
Responses: 59



YACs that **informally** keep a record of YAC alumni

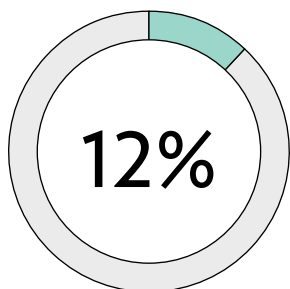


YACs that **formally** keep a record of YAC alumni



YACs that **do not** keep a record of YAC alumni

## YAC Alumni Activities



YACs that **engage in** activities with their YAC alumni

Example activities include: holding a YAC alumni gathering every year or every few years; engaging alumni as speakers; inviting alumni to assist with service projects; welcoming alumni to the year-end celebration; sending a periodic YAC alumni e-newsletter; inviting alumni to YAC meetings; engaging YAC alumni in the YAC's anniversary and more.



# YAC MEETINGS

497

Total number of official YAC meetings in the 2020-21 school year across all respondents

*Response in 2019-20: 579*

8

Average number of official YAC meetings per YAC in the 2020-21 school year

*Response in 2019-20: 10*

168

Total number of official gatherings (social, service, etc.) in the 2020-21 school year across all respondents

*Response in 2019-20: 251*

3

Average number of other gatherings (social, service, etc.) per YAC in the 2020-21 school year

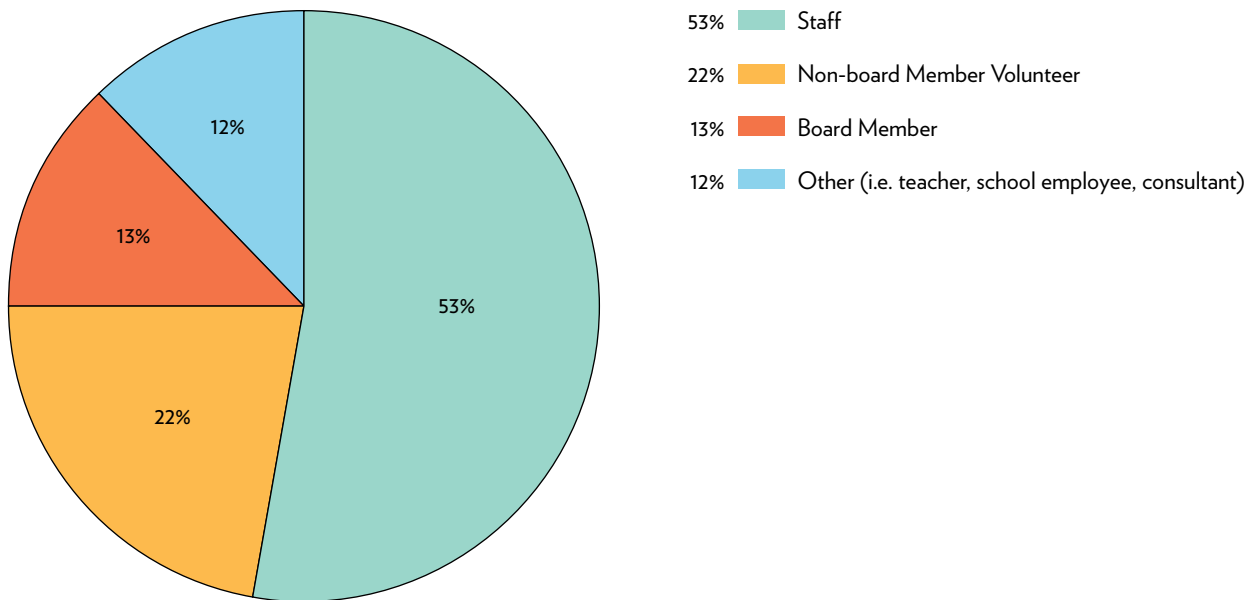
*Response in 2019-20: 4*



# YAC ADVISORS

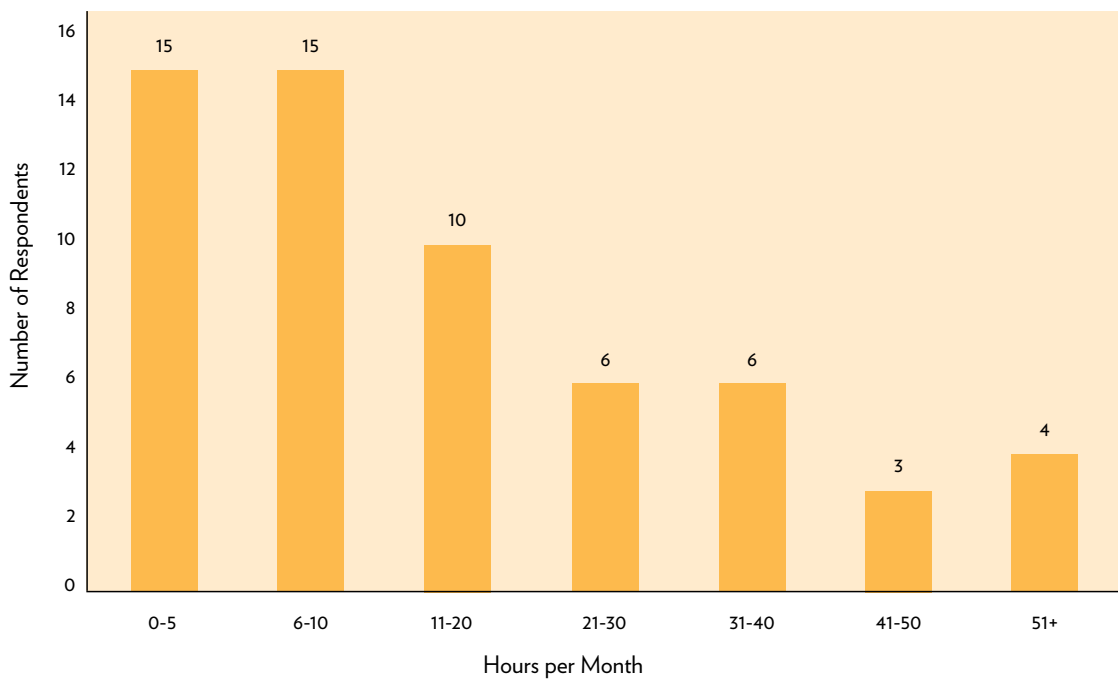
## YAC Advisors by Advisor Type

Responses: 59 / Totals may exceed 100% as YACs may have more than one advisor and/or advisors who fit in more than one category.



## YAC Advisor Time Spent per Month on YAC-related Activities

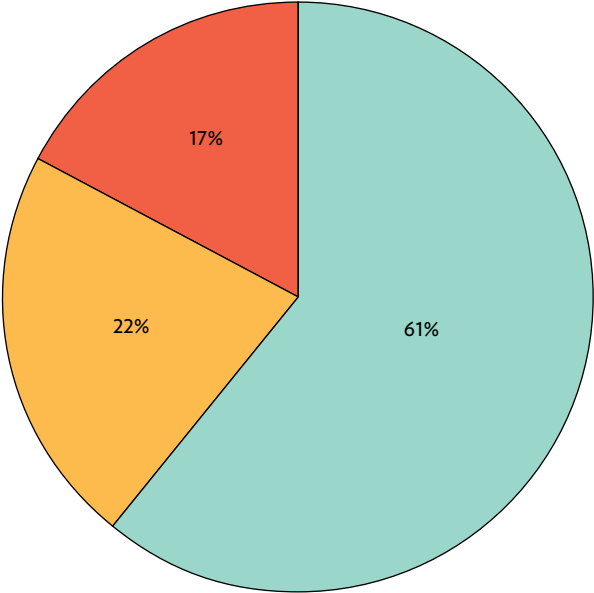
Responses: 59



# YAC ADVISORS (CONTINUED)

## Are your YAC advisors compensated for their time?

Responses: 59

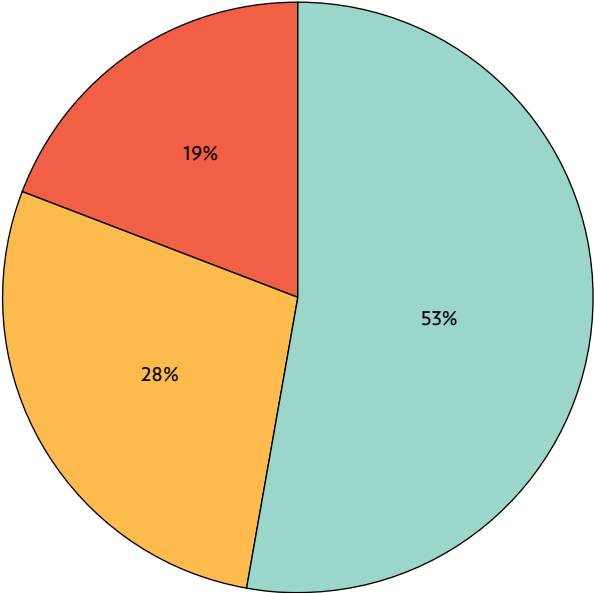


- 61% Yes
- 22% No
- 17% Other

Other responses included having a paid staff member and a volunteer; having the role of advisor as part of a staff member's salary; having the role of advisor as part of another organization's staff role and compensation and more.

## How is the YAC advisor compensated for their time?

Responses: 43




- 53% Through community foundation operational funds
- 28% Through the YAC endowment
- 19% The advisor receives a stipend

# YAC ADVISORS (CONTINUED)

## DIVERSITY & INCLUSION

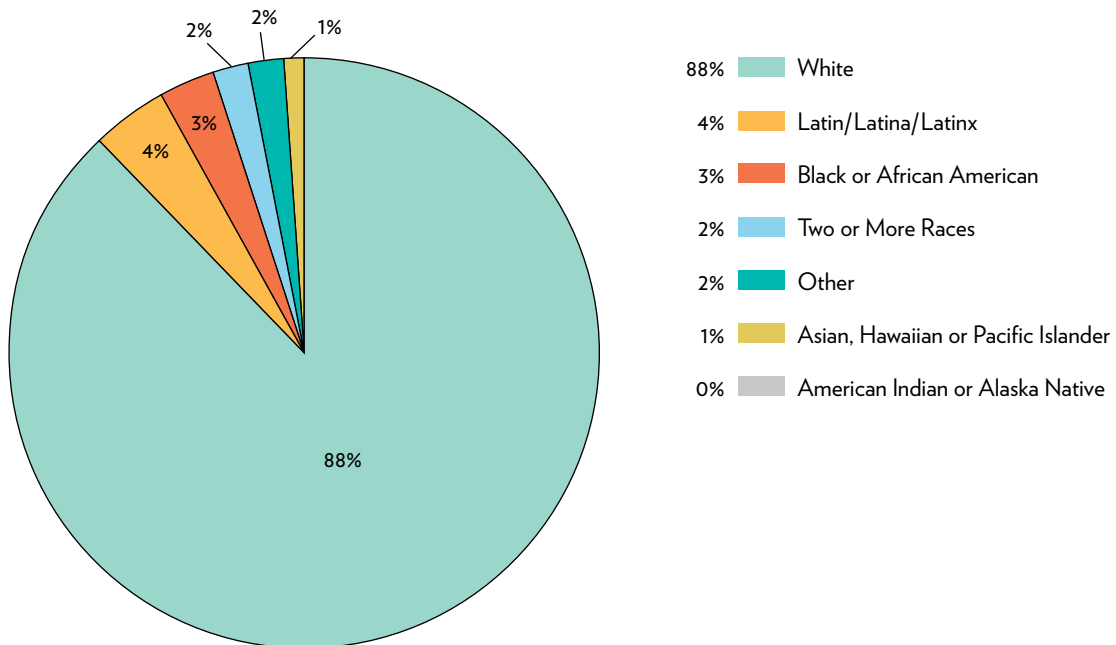
### YAC Advisor Gender

Total Count: 127



### YAC Advisor Race and Ethnicity

Total Count: 236



**CMF** Council of  
Michigan  
Foundations

