



YAC Databook

2020 EDITION



Welcome!

This year as we have grappled with the COVID-19 pandemic and related crises, Youth Advisory Committees (YACs) around the state have demonstrated incredible leadership and unwavering commitment to their communities. YACs have gathered virtually for collective learning and action to create not only immediate impact, but lasting change that will be felt for years to come.

As the pandemic unfolded this spring, the Michigan Community Foundations Youth Project (MCFYP) Committee quickly adapted and mobilized funds that were earmarked for the Youth Grantmakers Summer Leadership Conference to launch a COVID-19 grant program. Through the program, \$40,000 was deployed to YACs in need of additional funding to support youth in their communities who have been affected by the pandemic.

During the summer the MCFYP Committee focused on continued engagement of YACers, connecting them with virtual conversations and programming. The committee also gathered for a virtual discussion on the wide-ranging impacts of the pandemic, especially for our most vulnerable communities.

As you review this databook, take time to reflect on just how far we've come as a state in empowering YACers, thanks to the original challenge grant from the W.K. Kellogg Foundation. For over 25 years, Michigan youth have been raising the bar on giving back and developing leadership skills for social good. As you'll see through the following pages, thanks to the hard work of dedicated YAC advisors, YACs are bringing the power of youth perspective to community foundation giving, in communities of every shape and size.

With over 70% of all Michigan YACs represented within this survey, this year's insights prove highly relevant and helpful in setting the context of youth philanthropy in our state. We appreciate the transparency that responding foundations provided, especially with limited capacity amid the pandemic. Our hope is that communities across the state and beyond will utilize the information shared.

Thank you for your time and commitment to completing this survey, and for your efforts throughout the year to build a pipeline of future philanthropists.



With gratitude,

A handwritten signature in black ink that reads "Olivia Henry". The signature is fluid and cursive.

Olivia Henry
Program Coordinator
CMF

Table of Contents

YAC DATA SUMMARY

Assets, Grants, and Gifts.....5

BY THE NUMBERS

Grantmaking & Issue Areas.....7

DIVERSITY & INCLUSION

The Makeup of our YACs.....8

A SEAT AT THE TABLE

YAC Engagement with CF.....10

EVALUATION & ACTIVITIES

Processes & Events.....11

YAC ALUM

Engagement with Alum.....13

YAC ADVISORS

Profile & Meetings.....15



Methodology and Data

The data used within this report was self-reported through an online survey utilizing the SurveyGizmo platform. In total, 70 YACs participated representing 81% of the 86 YACs in Michigan.

Each YAC Advisor was provided a private log-in and password for their specific community foundation YAC. The survey could be saved and completed over multiple days. Data was collected June-August 2020.

The self-reporting nature of this information inherently provides limitations to this data, including self-reporting errors, translation errors, data sources, lack of available information and varying interpretations of questions. This document is housed on the Council of Michigan Foundations website (michiganfoundations.org). Should adjustments to datasets emerge, they may be reflected in subsequent downloads of this PDF.

YAC Data Summary by Asset Size

Responses: 70

YAC	Assets	Grants Made	Gifts Received
Grand Haven Area Community Foundation	\$2,708,150.00	\$93,725.00	\$100.00
Kalamazoo Community Foundation	\$2,684,717.00	\$60,000.00	\$0.00
Ann Arbor Area Community Foundation	\$2,599,947.00	\$71,990.00	\$1,550.00
Community Foundation for Southeast Michigan	\$2,535,854.00	\$29,450.00	\$2,200.00
Midland Area Community Foundation	\$2,237,873.00	\$91,191.00	\$50.00
Grand Traverse Regional Community Foundation	\$2,190,308.00	\$72,500.00	\$25.00
Petoskey-Harbor Springs Area Community Foundation	\$2,133,294.00	\$87,903.00	\$71,235.00
Community Foundation of the Holland/Zeeland Area	\$2,078,589.00	\$49,874.00	\$0.00
Community Foundation for Muskegon County	\$1,742,596.00	\$56,814.00	\$1,525.00
Grand Rapids Community Foundation	\$1,724,080.00	\$50,000.00	\$1,590.00
Hillsdale County Community Foundation	\$1,697,467.00	\$67,505.00	\$3,188.00
Community Foundation of Greater Flint	\$1,678,401.00	\$56,250.00	\$0.00
Community Foundation of St. Clair County	\$1,662,462.00	\$47,285.00	\$0.00
Cadillac Area Community Foundation	\$1,644,390.00	\$18,046.00	\$1,500.00
Bay Area Community Foundation	\$1,643,786.00	\$88,205.00	\$5,320.00
Fremont Area Community Foundation	\$1,504,754.00	\$76,678.00	\$0.00
Saginaw Community Foundation	\$1,316,326.00	\$58,000.00	\$0.00
Lenawee Community Foundation	\$1,274,599.00	\$32,369.00	\$180.00
Barry Community Foundation	\$1,263,794.00	\$25,298.00	\$200.00
Greenville Area Community Foundation	\$1,233,058.00	\$50,355.00	\$100.00
Capital Region Community Foundation	\$1,229,666.00	\$40,000.00	\$6,135.00
Community Foundation for Northeast Michigan	\$1,165,686.00	\$56,983.00	\$2,925.00
Charlevoix County Community Foundation	\$1,151,293.00	\$53,600.00	\$398.00
Battle Creek Community Foundation	\$1,093,962.00	\$25,475.00	\$29,788.00
Jackson Community Foundation	\$1,070,943.00	\$16,247.00	\$10,404.00
Four County Community Foundation	\$960,998.00	\$24,720.00	\$0.00
Branch County Community Foundation	\$902,952.00	\$16,600.00	\$1,200.00
M&M Area Community Foundation	\$833,039.00	\$27,241.00	\$1,700.00
Sturgis Area Community Foundation	\$826,791.00	\$22,635.00	\$100.00
Mt. Pleasant Area Community Foundation	\$777,094.00	\$26,194.00	\$2,334.00
Shiawassee Community Foundation	\$715,550.00	\$26,937.00	\$2,729.00
Michigan Gateway Community Foundation	\$594,032.00	\$15,294.00	\$15.00
Lapeer County Community Foundation	\$542,801.00	\$20,177.00	\$8,560.00
Mackinac Island Community Foundation	\$518,656.00	\$15,856.00	\$150.00
Community Foundation for Delta County	\$513,586.00	\$23,634.00	\$0.00
Keweenaw Community Foundation	\$507,360.00	\$32,721.00	\$1,000.00
Community Foundation of Marquette County	\$483,119.00	\$12,900.00	\$0.00
Coopersville Area Community Foundation	\$472,938.00	\$15,860.00	\$4,633.00

Members were asked to submit data based on their latest year end, which in most cases was December 31, 2019. Other common year-end dates were June 30, 2019 (6), September 30, 2019 (8), March, 31, 2020 (6).

YAC Data Summary by Asset Size

YAC	Assets	Grants Made	Gifts Received
Community Foundation for Mason County	\$416,977.00	\$3,758.00	\$100.00
Gratiot County Community Foundation	\$416,388.00	\$12,798.00	\$10,573.00
Chippewa County Community Foundation	\$401,114.00	\$11,272.00	\$100.00
North Central Community Foundation	\$368,478.00	\$15,794.00	\$630.00
Roscommon County Community Foundation	\$359,322.00	\$9,593.00	\$375.00
Albion Community Foundation	\$348,000.00	\$15,000.00	\$100.00
Leelanau Township Community Foundation	\$338,095.00	\$12,540.00	\$100.00
Mecosta County Community Foundation	\$333,166.00	\$14,097.00	\$140.00
Osceola County Community Foundation	\$303,823.00	\$9,590.00	\$1,055.00
Huron County Community Foundation	\$280,743.00	\$5,669.00	\$825.00
Community Foundation of Monroe County	\$271,167.00	\$13,000.00	\$0.00
Fenton Community Fund	\$268,368.00	\$10,500.00	\$0.00
Iosco County Community Foundation	\$264,743.00	\$11,758.00	\$610.00
South Haven Youth Advisory Committee	\$199,067.00	\$5,000.00	\$300.00
Les Cheneaux Community Foundation	\$190,738.00	\$6,010.00	\$0.00
Ionia County Community Foundation	\$177,087.00	\$8,200.00	\$0.00
Clio Community Fund	\$158,461.00	\$4,212.00	\$0.00
Schoolcraft County Community Foundation	\$154,866.00	\$2,550.00	\$0.00
St Ignace Area Community Foundation	\$152,294.00	\$6,686.00	\$100.00
Alger Regional Community Foundation	\$144,548.00	\$4,900.00	\$8,453.00
Negaunee Area Community Fund	\$134,461.00	\$3,350.00	\$50.00
Straits Area Community Foundation	\$114,723.00	\$4,725.00	\$1,360.00
Greater Ishpeming Area Community Fund	\$108,790.00	\$2,030.00	\$810.00
Grand Blanc Area Community Fund	\$107,699.00	\$3,838.00	\$0.00
Otsego Community Foundation	\$95,164.00	\$7,190.00	\$9,722.00
Wyoming Community Foundation	\$72,499.00	\$4,100.00	\$0.00
Manistee County Community Foundation	\$60,222.00	\$2,350.00	\$403.00
Paradise Area Community Foundation	\$53,368.00	\$0.00	\$500.00
Sparta Youth Advisory Committee	\$47,244.00	\$1,950.00	\$0.00
Hudsonville - Jenison Youth Advisory Council	\$39,019.00	\$1,540.00	\$25.00
Canton Community Foundation	\$15,085.00	\$773.00	\$35,500.00
2019-20 Totals	\$58,487,717.00	\$1,869,485.00	\$232,665.00

Over \$40 million

Total grant dollars given from YACs since 1989
(Among those who responded this year)

**How many grant cycles
does your YAC have?**

1 cycle (28) 4 cycles (3)
2 cycles (22) 5 cycles (1)
3 cycles (6) Other (4)

(#) = Number of Respondents

By the Numbers

Responses: 64

13

Average number of grants made

Response in 2018-19: 15

524

New YAC members
in 2019-20 school year

Response in 2018-19: 547

29

Average number of
YAC members

Response in 2018-19: 29

Number of YACs by Year They Started Making Grants



Top 3 Reported Issue Areas



Depression, Mental Health, Suicide



Stress and Anxiety, Pressure to Succeed



Bullying

Diversity & Inclusion



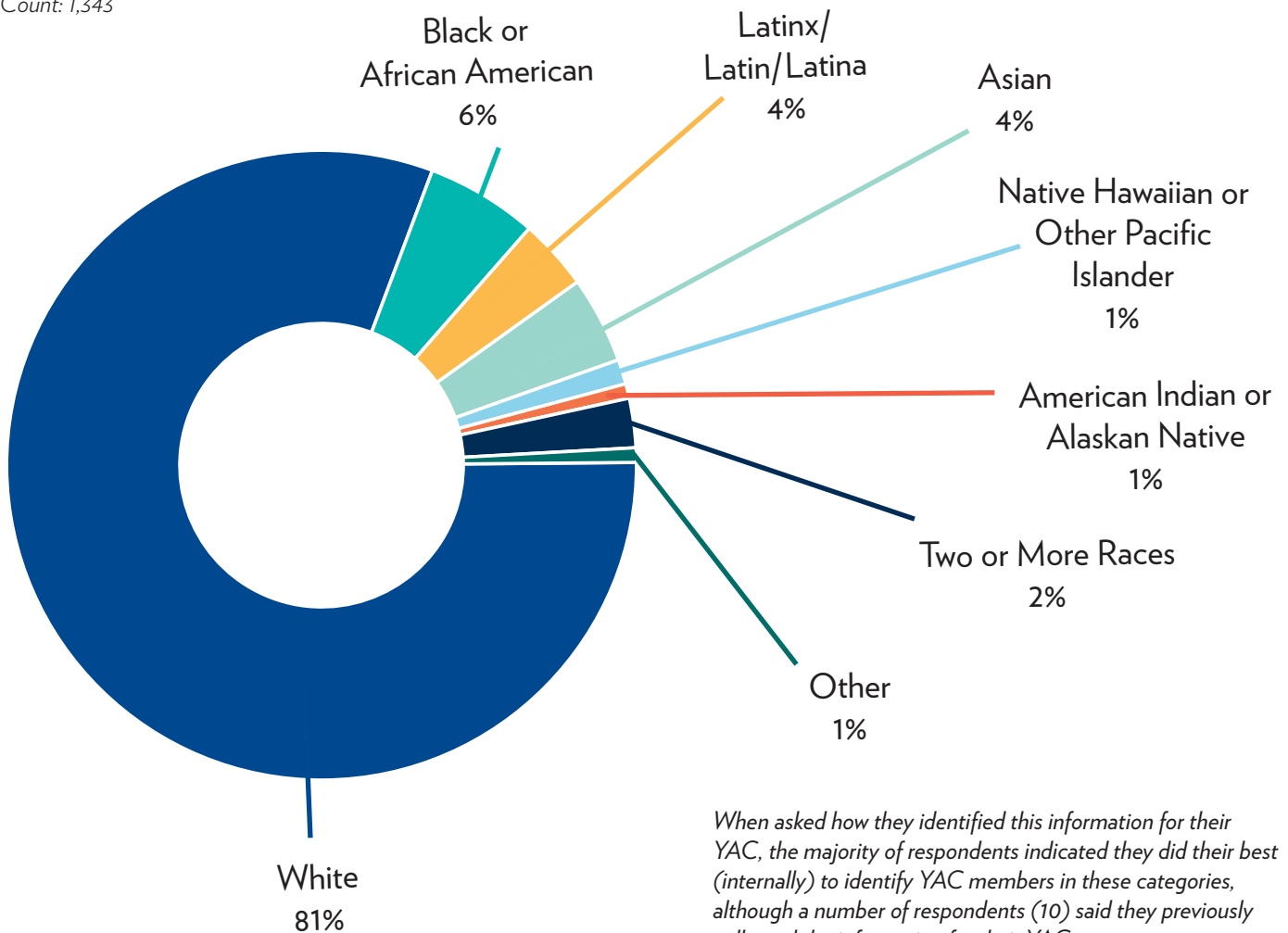
YACer Gender

Total Count: 1,459

- 66% Female
- 34% Male
- <1% Non-binary or third gender

YACer Race and Ethnicity

Total Count: 1,343



When asked how they identified this information for their YAC, the majority of respondents indicated they did their best (internally) to identify YAC members in these categories, although a number of respondents (10) said they previously collected the information for their YACers.

What is your YAC doing to further encourage diverse and inclusive practices within your YAC?

20
YACs

reported doing **targeted outreach** and/or having an articulated recruitment or application process to be intentionally inclusive of diverse perspectives and life experiences.

11
YACs

reported providing training related to **racial and social justice**, implicit bias and/or cultural awareness.

5
YACs

reported **recruiting new members** from nonprofits that receive grants.

Examples include:

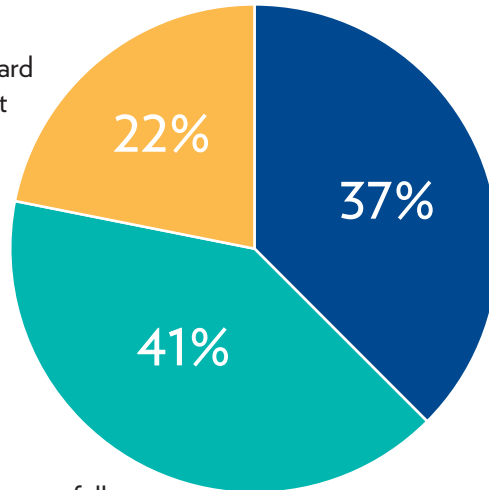
- The YAC revamped the new member application to ensure it did not take too long, took into consideration all the activities, jobs and responsibilities teens have outside of school, was easy to understand and did not ask for any information that was not used in the decision making process. The application is a Google Form, but a printed copy can also be obtained. In addition, preferred pronouns were asked to communicate that youth are encouraged to come to the space as their true selves.
- A YAC encourages its members to participate in the 21 Day Racial Equity Challenge established by the Michigan League for Public Policy. The YAC is working on having participation from at least one YAC member from each of the county's 18 public and private schools, plus home schools.
- A YAC has its members participate in a facilitated implicit bias training each year. The committee also discusses diversity, equity and inclusion in its interview process with potential YACers and includes community and cultural well-being in its grantmaking priorities.

A Seat at the Table

YAC Representation and Voting on the Board of Trustees

Responses: 64

YAC members participate in Board of Trustees meetings, but are not permitted to vote.



YAC members have no involvement with Board of Trustees meetings.

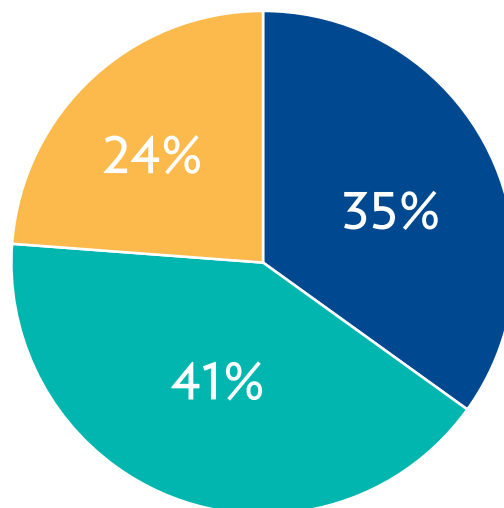
Within the 41% of respondents who have 1 or more youth serving as a full voting member on their CF Board of Trustees, 54% indicated that at least 1 of those youth belong to a racial, ethnic, cultural or religious minority group. In 2018-19, that figure was 30%.

At least one YAC member serves as a full voting member on the Board of Trustees.

YAC Engagement with Programs & Staff

Responses: 63

YAC members have little interaction with CF Board, staff, or donors



YAC members are regularly invited to attend CF events and to visit the CF offices, and at least 1/4 of YAC members have attended or visited.

YAC members are regularly invited to attend CF events and to visit the CF offices, but fewer than 1/4 of YAC members have attended or visited.

Evaluation & Activities

Responses: 64

59%

YACs that learn about each grantee's progress through written reports, oral presentations or site visits within one year of making a grant - They use the lessons learned for future grants

Response in 2019-20: 55%

22%

YACs that look at written reports submitted by grantees as they come in

Response in 2019-20: 28%

19%

YACs that do not currently have a process for evaluating their grantmaking

Response in 2019-20: 13%

71%

Of YACs have completed a needs assessment in the past three years

Response in 2019-20: 72%

Responses: 62

During the 2019-20 School Year:

Responses: 62

90% of YACs participated in **community service activities**

31% of YACs engaged in **fund development activities** to build the Youth Endowment

Learn more on the following page!

Evaluation & Activities

During the 2019-20 School Year:

Top community service activities reported:



Buying and/or distributing holiday gifts for children in need



Serving and/or delivering meals



Volunteering with senior citizens



Providing child care at community events



Hosting special community events



Participating in local outdoor clean-up events

Top reported fund development activities reported:



Participating in Giving Tuesday



Hosting community-wide fundraisers



Giving by individual YAC members

YAC Alum Record Keeping

Responses: 62

30% of YACs **informally** keep a record of YAC alum

36% of YACs **formally** keep a record of YAC alum

YAC Alum Activities

14% of YACs engage in **alumni activities** with their YAC alum

Top YAC alum activities reported:

Inviting YAC alumni to attend meetings, share their expertise with YAC members and/or participate in community service projects.

Connecting with YAC alumni through various platforms including an e-newsletter and social media.

YAC Meetings

579

Official YAC meetings
in 2019-20 school year

Response in 2018-19: 576

10

Average number of official
YAC meetings per YAC in
2019-20 school year

Response in 2018-19: 10

4

Average number of other
gatherings (social, service,
etc.) per YAC in 2019-20
school year

Response in 2018-19: 5

251

Other gatherings (social, service, etc.) in 2019-20 school year

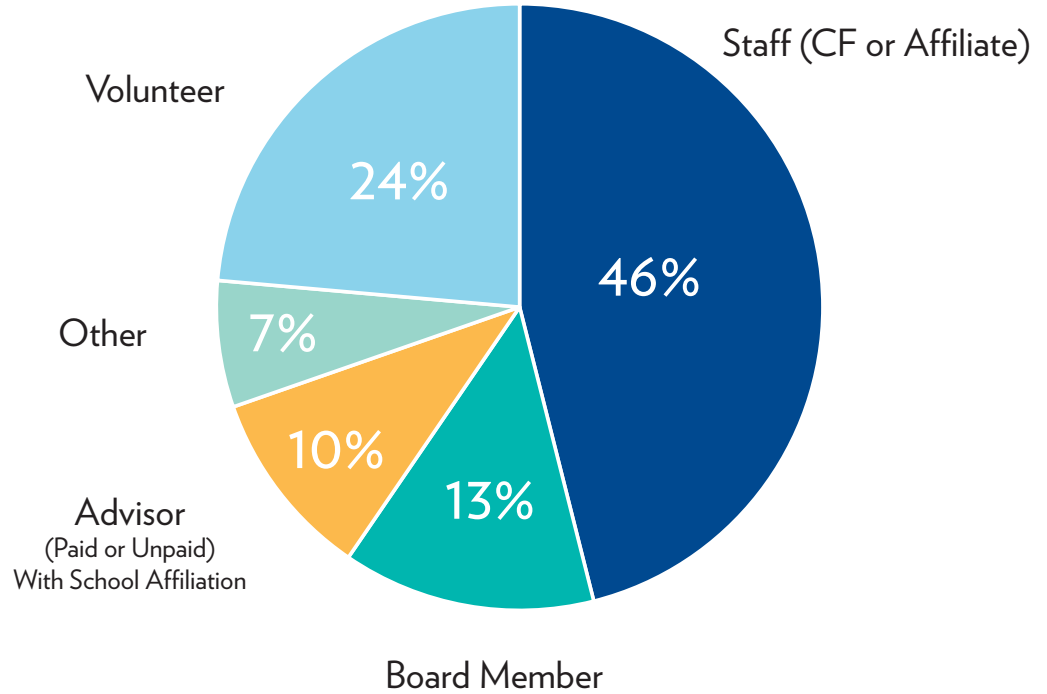
Response in 2018-19: 308



YAC Advisors

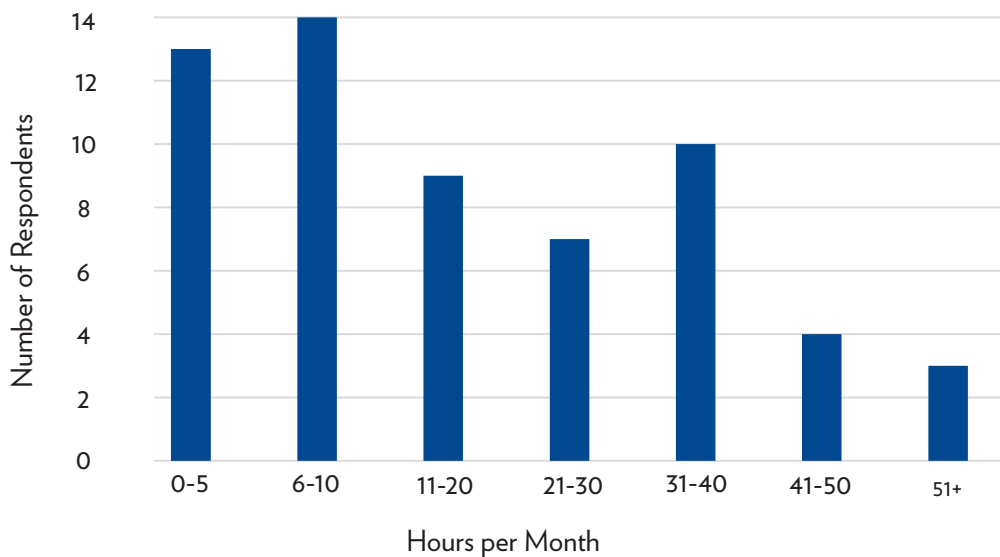
YAC Advisors by Advisor Type

Responses: 60 / Totals may exceed 100% as YACs may have more than one advisor and/or advisors who fit in more than one category.



YAC Advisor Time Spent per Month on YAC-related Activities

Responses: 60



Diversity & Inclusion



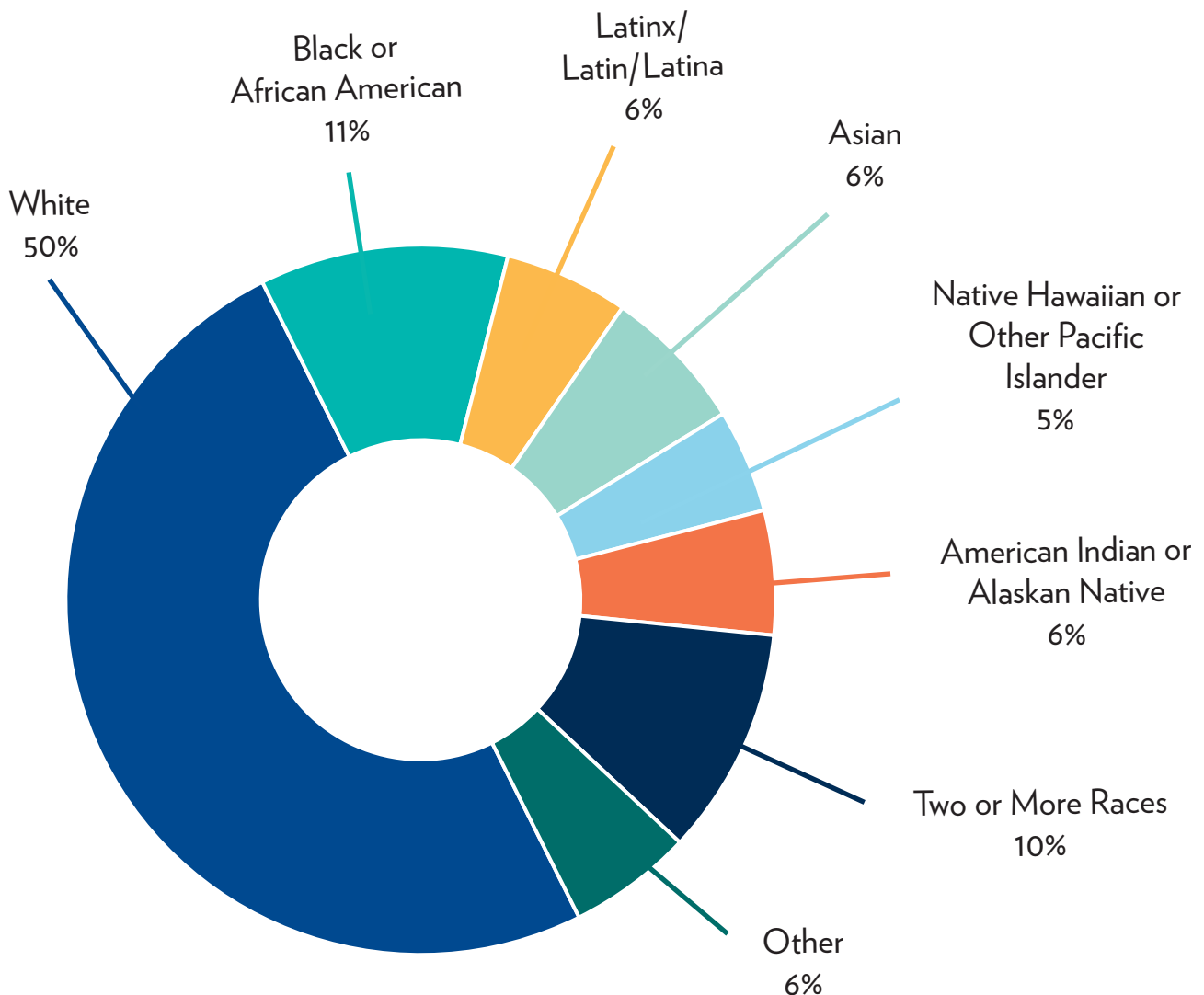
YAC Advisor Gender

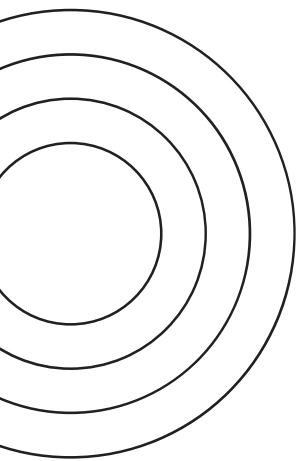
Total Count: 148

78% Female
22% Male
0% Non-binary or third gender

YAC Advisor Race and Ethnicity

Total Count: 106





CMF Council of
Michigan
Foundations

