

YAC Databook

2018 EDITION



Welcome!

Youth Action Committees... Youth Advisory Councils... Youth Advisory Committees... call them what you want, YACs across our state are bringing the power of a youth perspective to Community Foundation giving!

For over 25 years, Michigan youth have been raising the bar on giving back and activating for social good. As you'll see through the following pages, thanks to the hard work of dedicated YAC advisors, they are organizing and engaging in powerful ways, in communities of every shape and size.

With over 87 percent of all Michigan YACs represented within this survey, this year's insights prove highly relevant and helpful to setting the context of youth philanthropy in our state.

The 2018 Youth Grantmakers Summer Leadership Conference theme was "Ignite: Fuel Action. Spark Change." - a concept inspired by the MCFYP Committee's goal to empower active, diverse voices. After months of planning and preparation led by MCFYP Committee members supported by CMF staff, the conference youth participants gathered June 22 - 24, 2018 for breakout sessions, team building activities and training. In addition to leadership skill building, participants discussed topics such as defining success, inspiring change, understanding mental health challenges, supporting diversity and equity, exploring personal passions, supporting philanthropy in the local community and motivation in grantmaking.

The 2018 event welcomed over 300 youth, YAC advisors and speakers to Central Michigan University. Guests from Indiana, South Carolina and China were also in attendance to learn about youth philanthropy.

As you review this databook, take time to reflect on just how far we've come as a state, thanks to the original challenge grant from the W.K. Kellogg Foundation.

Thank you for your time and commitment to completing this survey, and for your efforts throughout the year to build a pipeline of future philanthropists.



With gratitude,

A handwritten signature in black ink that reads "Olivia Henry". The signature is fluid and cursive.

Olivia Henry
Program Coordinator
CMF

Table of Contents

YAC DATA SUMMARY

Assets, Grants, and Gifts.....4

BY THE NUMBERS

Grantmaking & Issue Areas.....6

- Grants Made
- Members
- Grantmaking History
- Top Reported Issue Areas

DIVERSITY & INCLUSION

The Makeup of our YACs.....7

A SEAT AT THE TABLE

YAC Engagement with CF.....8

EVALUATION & ACTIVITIES

Processes & Activities.....9

YAC ADVISORS

Profile & Meetings.....10


YAC Data Summary by Asset Size

YAC	Assets	Grants Made	Gifts Received
Ann Arbor Area Community Foundation	\$3,031,296.85	\$81,692.95	\$1,520.00
Kalamazoo Area Community Foundation	\$2,626,994.00	\$63,000.00	\$0.00
Grand Haven Area Community Foundation	\$2,515,063.00	\$84,388.00	\$550.00
Community Foundation for Southeast Michigan	\$2,424,311.00	\$80,250.00	\$900.00
Petoskey-Harbor Springs Area Community Foundation	\$2,291,090.98	\$84,220.00	\$15,260.00
Midland Area Community Foundation	\$2,269,857.45	\$71,924.60	\$25.00
Allegan County Community Foundation	\$2,256,764.56	\$72,189.00	\$895.00
Community Foundation of the Holland/Zeeland Area	\$2,214,911.69	\$75,616.00	\$1,250.00
Grand Traverse Regional Community Foundation	\$2,177,789.00	\$50,000.00	\$200.00
Community Foundation of Greater Flint	\$1,807,130.75	\$70,024.23	\$0.00
Grand Rapids Community Foundation YAC	\$1,728,837.00	\$45,000.00	\$2,610.00
Community Foundation for Muskegon County	\$1,716,705.34	\$57,484.00	\$273.50
Hillsdale County Community Foundation	\$1,674,816.37	\$35,171.93	\$5,095.46
Bay Area Community Foundation	\$1,649,351.00	\$78,011.00	\$1,250.00
Community Foundation of St. Clair County	\$1,627,595.22	\$46,662.00	\$0.00
Fremont Area Community Foundation	\$1,557,419.00	\$44,610.00	\$10.00
Capital Region Community Foundation	\$1,414,545.91	\$33,170.00	\$545.00
Tuscola County Community Foundation	\$1,356,539.00	\$46,258.00	\$425.00
Saginaw Community Foundation	\$1,338,717.06	\$46,723.00	\$0.00
Barry Community Foundation	\$1,272,155.00	\$22,117.00	\$225.00
Lenawee Community Foundation	\$1,240,972.24	\$19,000.00	\$435.00
Community Foundation for Northeast Michigan	\$1,232,692.00	\$49,305.00	\$0.00
Berrien Community Foundation	\$1,216,412.00	\$40,167.00	\$51.00
Battle Creek Community Foundation	\$1,203,566.00	\$17,677.00	\$540.00
Charlevoix County Community Foundation	\$1,167,464.00	\$53,213.00	\$1,533.00
Greenville Area Community Foundation	\$1,123,702.43	\$54,098.23	\$500.00
Jackson Community Foundation	\$1,052,565.00	\$23,882.00	\$6,795.00
Sturgis Area Community Foundation	\$999,423.00	\$48,361.00	\$510.00
Branch County Community Foundation	\$946,500.17	\$23,800.00	\$0.00
Four County Community Foundation	\$934,163.00	\$23,483.00	\$100.00
Otsego County Community Foundation	\$866,669.66	\$3,750.00	\$10,524.00
Mt. Pleasant Area Community Foundation	\$757,598.27	\$24,347.88	\$39,360.04
Shiawassee Community Foundation	\$710,747.00	\$14,801.00	\$602.00
Michigan Gateway Community Foundation	\$661,074.00	\$13,965.00	\$285.00
Community Foundation for Oceana County	\$654,938.00	\$16,383.00	\$250.00
Lapeer County Community Foundation	\$527,950.46	\$17,401.79	\$20,650.00
Community Foundation for Delta County	\$514,009.69	\$23,175.00	\$250.00
Community Foundation of Marquette County	\$463,711.33	\$15,000.00	\$287.50

FOR PERIOD SEPTEMBER 2017 - JUNE 2018

YAC	Assets	Grants Made	Gifts Received
Mackinac Island Community Foundation	\$442,972.00	\$15,614.00	\$2,585.00
Coopersville Area Community Foundation	\$435,412.00	\$15,688.00	\$1,435.00
Gratiot County Community Foundation	\$406,890.17	\$5,775.00	\$520.00
North Central Michigan Community Foundation	\$392,896.09	\$12,103.90	\$2,027.00
Chippewa County Community Foundation	\$386,244.00	\$18,971.00	\$0.00
Community Foundation for Mason County	\$384,040.67	\$14,509.00	\$0.00
Roscommon County Community Foundation	\$345,170.87	\$9,544.00	\$526.00
Leelanau Township Community Foundation	\$331,450.79	\$12,910.90	\$0.00
Albion Community Foundation	\$317,934.45	\$10,150.00	\$50.00
Fenton Community Fund	\$287,827.85	\$12,250.00	\$0.00
Iosco County Community Foundation	\$278,695.11	\$10,315.56	\$775.00
Huron County Community Foundation	\$270,368.47	\$8,112.00	\$4,419.96
Osceola County Community Foundation	\$227,543.00	\$0.00	\$1,532.00
Mecosta County Community Foundation	\$217,789.00	\$0.00	\$150.00
Cadillac Area Community Foundation	\$191,038.00	\$29,500.00	\$0.00
Les Cheneaux Community Foundation	\$189,860.57	N/A	N/A
Ionia County Community Foundation	\$179,000.00	\$8,500.00	\$0.00
Alger Regional Community Foundation	\$173,116.97	\$5,300.00	\$0.00
CLio Area Community Fund	\$171,537.19	\$11,950.00	\$0.00
South Haven Community Foundation/Youth	\$158,559.00	\$3,400.00	N/A
Bedford Community Foundation	\$151,604.00	\$5,406.00	\$950.00
Schoolcraft County Community Foundation	\$149,336.40	\$3,300.00	\$0.00
St. Ignace Area Community Foundation	\$149,336.40	\$7,607.00	\$0.00
Negaunee Area Community Fund	\$132,460.87	\$5,500.00	\$565.00
Grand Blanc Community Fund	\$116,556.30	\$4,909.00	\$0.00
Straits Area Community Foundation	\$108,532.16	\$7,391.13	\$775.00
Ishpeming Area Community Fund	\$101,141.11	\$2,950.00	\$1,550.00
Wyoming Community Foundation	\$72,244.00	\$2,412.50	\$0.00
Clare County Community Foundation	\$65,893.48	\$6,500.00	\$100.00
Manistee County Community Foundation	\$57,966.00	\$2,430.00	\$430.00
Tahquamenon Area Community Foundation	\$48,813.86	\$0.00	\$0.00
Sparta High School Youth Advisory Committee	\$47,393.00	\$750.00	\$0.00
Hudsonville-Jenison Youth Advisory Council	\$39,287.00	\$1,300.00	\$0.00
Canton Community Foundation	\$14,600.00	\$700.00	\$277.00
Missaukee Area Youth Fund	\$2,228.00	\$2,228.00	\$0.00
Dickinson Area Community Foundation	N/A	\$21,229.00	\$0.00
2017-18 Totals	\$62,271,787	\$1,949,528	\$132,373

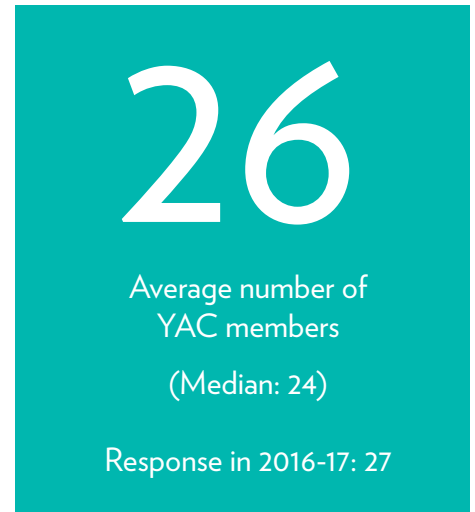
By the Numbers



Responses: 73 (Two non-reports removed)



Responses: 66








Responses: 67

Number of YACs by Year They Started Making Grants

Responses: 74



Top 5 Reported Issue Areas

-  Bullying
-  Depression, Mental Health, Suicide
-  Drug & Alcohol Abuse
-  Pressure to Succeed Academically
-  College and Career Readiness

**Over
\$39
million**

Total grant dollars
given from YACs
who reported data
since 1989

Diversity & Inclusion



YACer Biological Gender

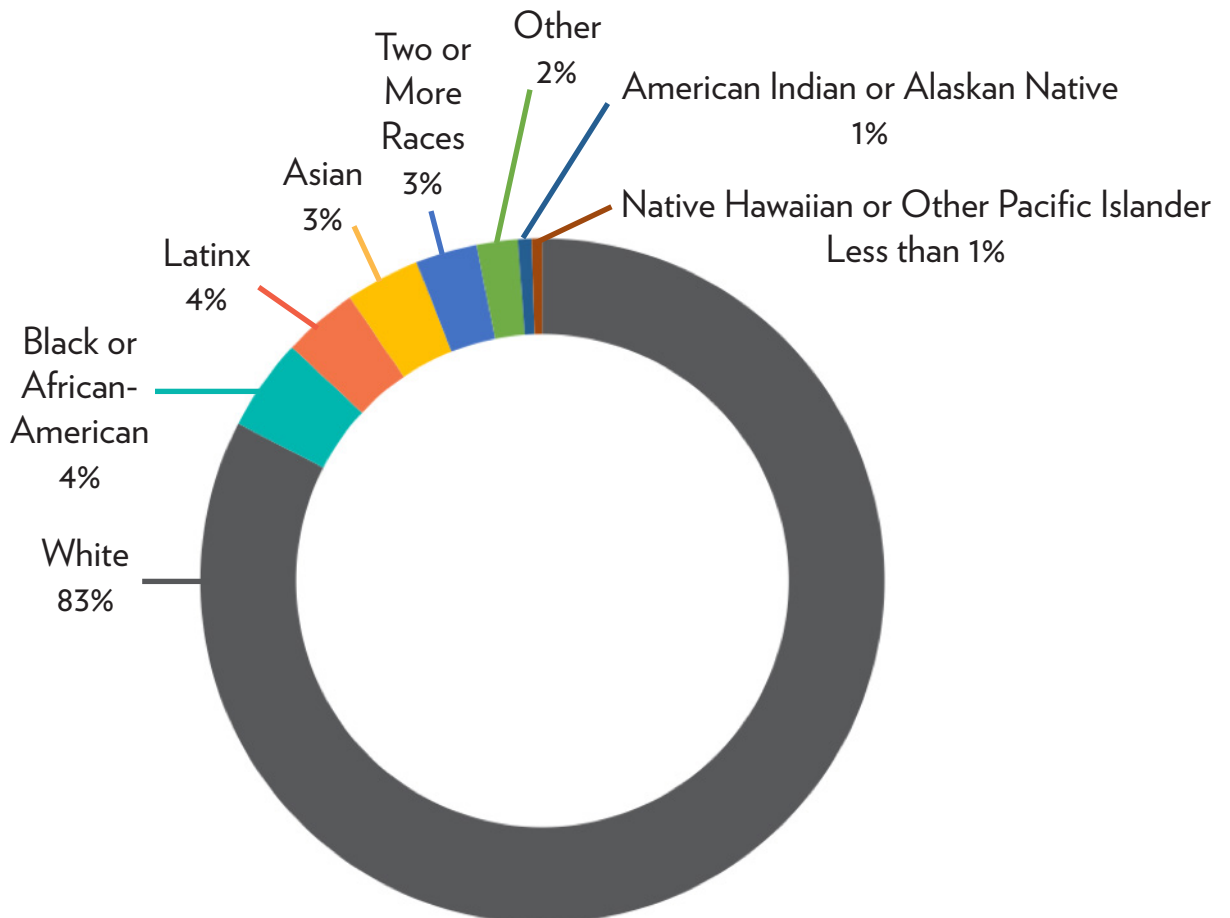
63% Female
37% Male

Less than one percent reported non-binary, third gender or other to this question

Total Count: 1,495

YACer Race and Ethnicity

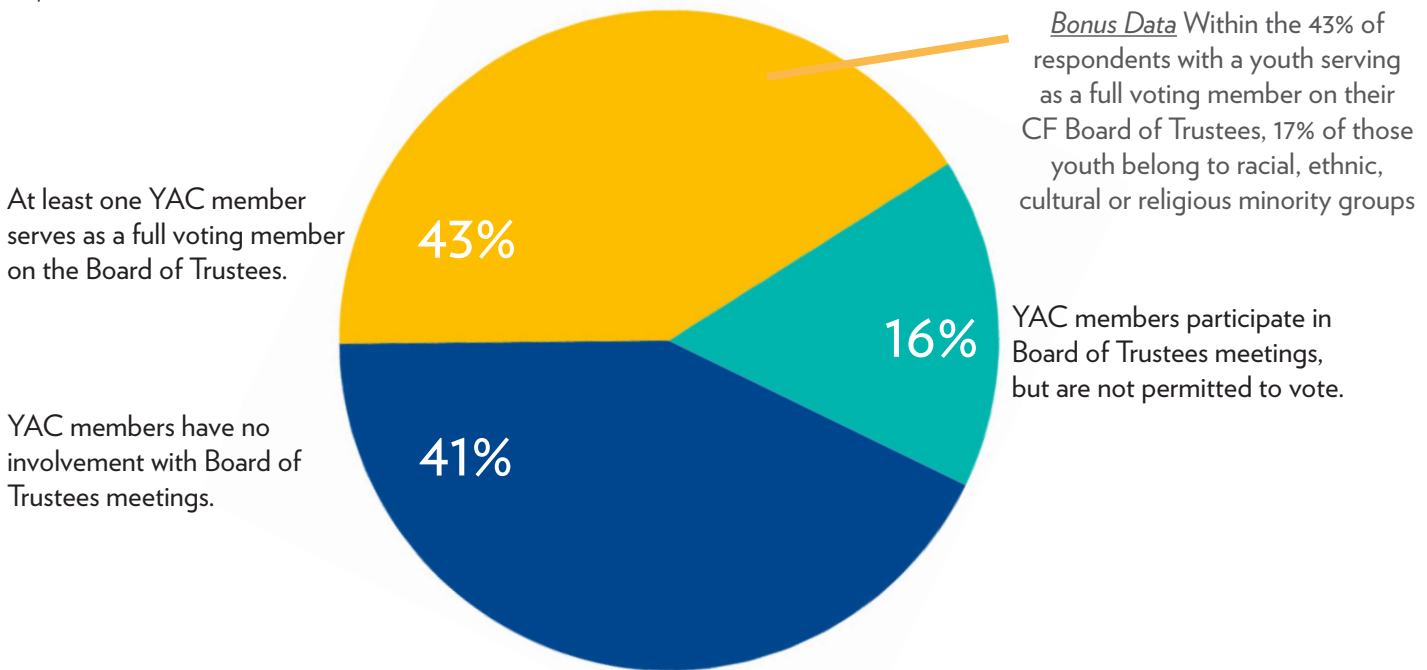
Total Count: 1,401



A Seat at the Table

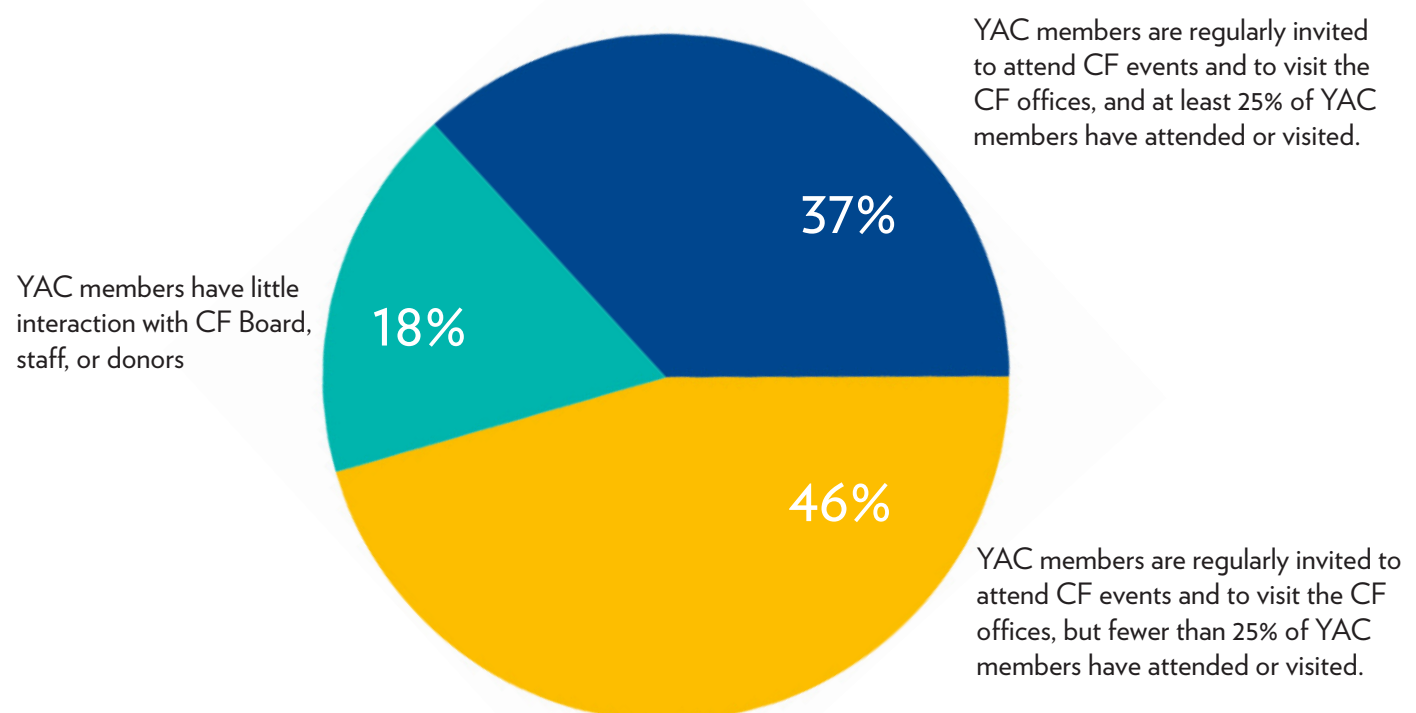
YAC Representation and Voting on the Board of Trustees

Responses: 68



YAC Engagement with Programs & Staff

Responses: 68



Evaluation & Activities

Responses: 71 (74 on needs assessment)

60%

YACs that learn about each grantee's progress through written reports, oral presentations or site visits within one year of making a grant - They use the lessons learned for future grants

Response in 2016-17: 51%

24%

YACs that look at written reports submitted by grantees as they come in

Response in 2016-17: 36%

16%

YACs that do not currently have a process for evaluating their grantmaking

Response in 2016-17: 12%

60%

Of YACs that have ever completed a needs assessment, YACs that have completed the needs assessment in the past two years

Response in 2016-17: 68%

During the 2017-18 School Year:

99% of YACs participated in **community service activities**

Responses: 69

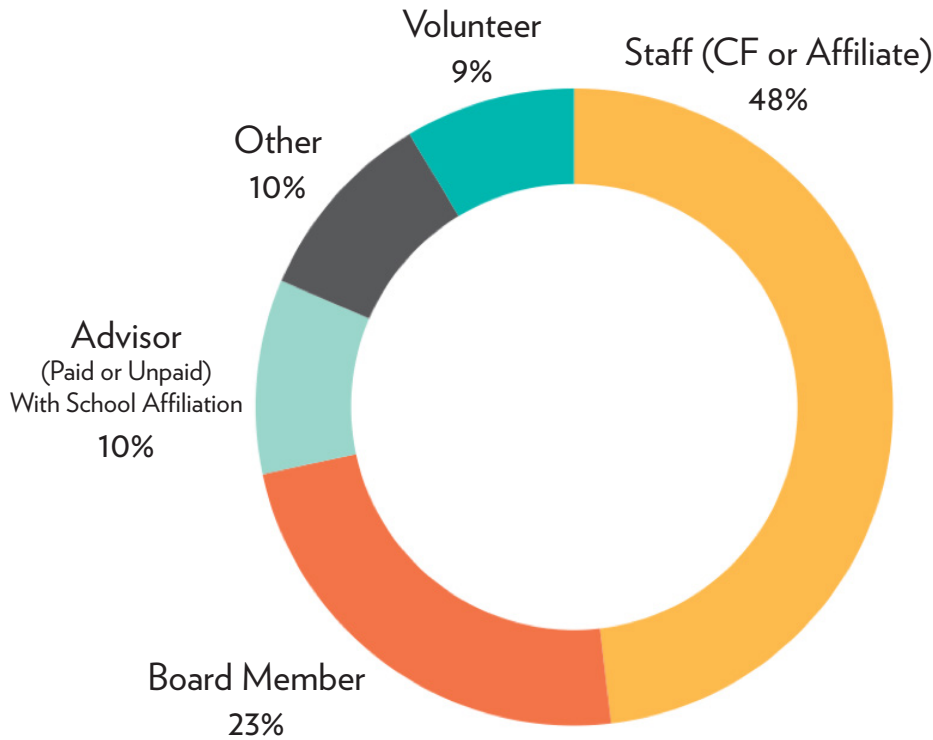
29% of YACs engaged in **fund development activities** to build the Youth Endowment

Responses: 68

YAC Advisors

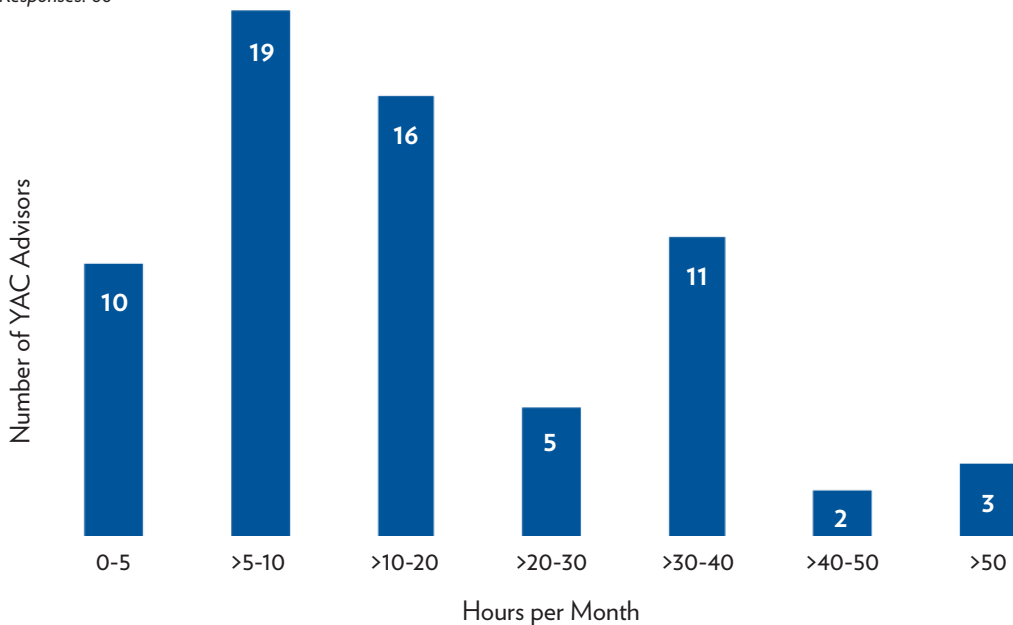
YAC Advisors by Advisor Type

Responses: 81 / Totals may exceed 100% as YACs may have more than one advisor and/or advisors who fit in more than one category.



YAC Advisor Time Spent per Month on YAC-related Activities

Responses: 66



YAC Meetings

Responses: 74



Methodology and Data

The data used within this report was self-reported through an online survey (utilizing the SurveyGizmo platform). In total, 75 YACs participated in this data, representing 87 percent of the 86 YACs in Michigan.

Each YAC Advisor was provided a private log-in and password for their specific Community Foundation YAC. The survey could be saved and completed over multiple days. Data was collected between June-August 2018, with follow ups completed in September 2018.

The self-reporting nature of this information inherently provides limitations to this data, including self-reporting errors, translation errors, data sources, lack of reliable information and varying interpretations of questions. This document is housed on the Council of Michigan Foundations website (michiganfoundations.org). Should adjustments to datasets emerge, they may be reflected in subsequent downloads of this PDF.

