


# YAC Databook

2016 EDITION



# Hello there!

Youth Action Committees... Youth Advisory Councils... Youth Advisory Committees... call them what you want, YACs across our state are bringing the power of a youth perspective to Community Foundation giving.

I've spent the past year getting to know the Michigan Community Foundation Youth Project (MCFYP) Committee, YAC advisors and YAC youth from every corner of our great state. Michigan youth are smart, curious, motivated and empathetic. As you'll see through the following pages, thanks to the hard work of dedicated YAC advisors, they are organizing and engaging in powerful ways, in communities of every shape and size.

With 45 percent of YACs now having a voting seat on the Community Foundation Board of Trustees, the influence that these individuals have goes far beyond an extracurricular activity. Seventy-three percent of YACs reported that they have completed a Community Youth Needs Assessment in the past two years, and 95 percent of YACs completed a community service activity in the 2015-16 school year.

This year's Youth Leadership Summit focused on the theme of Finding Your Voice. As youth increasingly have a seat at the table in Community Foundation decision making, foundations in Michigan are striving to ensure that the diverse makeups of our communities we serve are represented. This is the first year that the YAC Databook has requested information on the diverse makeup of YACs. As we continue to achieve communities across our state with opportunity for all, we look forward to providing this information on an annual basis.

Thank you for your time and commitment to completing this survey. We hope you find the following data points helpful to your own YAC.

With gratitude,

Chelsea



Chelsea Holmes  
Program Coordinator  
CMF

# Table of Contents

## YAC DATA SUMMARY

Assets, Grants, and Gifts.....4

## BY THE NUMBERS

Grantmaking & Issue Areas.....6

- Average Grants Made
- YAC Members
- History of YAC Grantmaking
- Top Reported Issue Areas

## DIVERSITY & INCLUSION

The Makeup of our YACs.....7

## SEAT AT THE TABLE

YAC Engagement with CF.....8

## EVALUATION & ACTIVITIES

Processes & Activities.....9

## YAC ADVISORS

Profile & Meetings.....10

# YAC Data Summary by Asset Size

FOR PERIOD SEPTEMBER 2015 - JUNE 2016

YAC	Assets	Grants Made	Gifts Received
Midland YAC	\$2,529,947	\$74,710	\$0
Ann Arbor YAC	\$2,232,707	\$86,511	\$6,475
Southeastern YAC	\$2,222,230	\$55,550	\$900
Kalamazoo YAC	\$2,216,805	\$60,000	\$0
Grand Haven YAC	\$2,083,302	\$74,624	\$1,150
Holland/Zeeland YAC	\$2,064,549	\$100,825	\$1,250
Allegan YAC	\$1,977,720	\$51,310	\$2,105
Petoskey-Harbor Springs Area YAC	\$1,969,943	\$76,120	\$35,513
Grand Traverse YAC	\$1,957,088	\$85,000	\$0
Flint YAC	\$1,616,969	\$44,409	\$0
Grand Rapids YAC	\$1,605,981	\$42,225	\$1,642
Muskegon YAC	\$1,533,259	\$54,200	\$20
Hillsdale YAC	\$1,483,456	\$43,649	\$5120
St. Clair YAC	\$1,460,273	\$43,164	\$100
Bay Area YAC	\$1,425,252	\$85,909	\$700
Fremont YAC	\$1,413,306	\$50,000	\$140
Tuscola YAC	\$1,220,884	\$64,296	\$200
Saginaw YAC	\$1,219,200	\$31,850	\$0
Barry YAC	\$1,217,314	\$25,210	\$8,808
Northeast YAC	\$1,138,732	\$33,430	\$203
Battle Creek YAC	\$1,103,409	\$12,000	\$10
Lenawee YAC	\$1,070,423	\$36,363	\$1,425
Charlevoix YAC	\$1,065,478	\$53,460	\$425
Berrien YAC	\$1,054,000	\$45,000	\$800
Greenville YAC	\$996,422	\$47,843	\$300
Jackson YAC	\$912,707	\$20,844	\$7,950
Branch YAC	\$860,766	\$14,500	\$1,375
Sturgis YAC	\$835,650	\$41,107	\$100
Four County YAC	\$802,666	\$20,130	\$2,215
Mt. Pleasant YAC	\$669,216	\$35,703	\$4225
Shiawassee YAC	\$652,220	\$27,766	\$0

YAC	Assets	Grants Made	Gifts Received
Michigan Gateway YAC	\$592,265	\$14,984	\$850
Oceana YAC	\$579,249	\$13,905	\$383
Keweenaw YAC	\$567,296	\$29,900	\$0
Dickinson YAC	\$491,792	\$20,192	\$0
Lapeer YAC	\$482,884	\$7,570	\$886
Delta YAC	\$465,989	\$14,419	\$0
Gratiot YAC	\$394,173	\$13,279	\$1,010
Mackinac YAC	\$379,859	\$16,074	\$6,103
Chippewa YAC	\$375,834	\$21,625	\$0
Mason YAC	\$371,000	\$17,000	\$1,000
Coopersville YAC	\$357,039	\$13,235	\$1,825
North Central YAC	\$354,075	\$15,888	\$2,250
Leelanau YAC	\$308,948	\$8,315	\$200
Roscommon YAC	\$296,140	\$9,367	\$100
Mecosta YAC	\$289,389	\$11,864	\$272
Monroe YAC	\$271,167	\$12,000	\$0
Fenton YAC	\$259,718	\$5,300	\$0
Iosco YAC	\$257,932	\$13,841	\$800
Huron YAC	\$237,400	\$9,000	\$7,817
Osceola YAC	\$236,854	\$12,743	\$0
South Haven YAC	\$172,324	\$8,045	\$1
Ionia YAC	\$167,296	\$7,950	\$0
Clio YAC	\$158,704	\$2,650	\$0
Alger YAC	\$155,314	\$53,353	\$0
Bedford YAC	\$151,850	\$3,850	\$1,200
Grand Blanc YAC	\$104,573	\$2,080	\$25
Straits YAC	\$98,426	\$3,295	\$775
Wyoming YAC	\$67,610	\$2,750	\$0
Clare YAC	\$66,078	\$3,850	\$0
Sparta YAC	\$42,995	\$5,000	\$0
Southeast Ottawa YAC	\$36,260	\$1,050	\$0
<b>2015-16 Totals</b>	<b>\$53,402,307</b>	<b>\$1,837,372</b>	<b>\$108,648</b>

Totals rounded to nearest dollar. Responses: 62

# By the Numbers

15

Average number of grants made (median: 14.5)

544

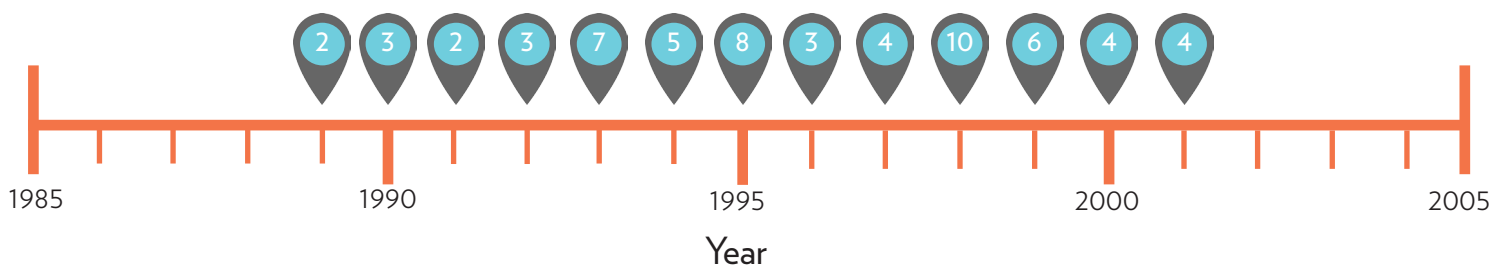
New YAC members in 2015-16 school year

27

Average number of YAC members (median: 23)

## Number of YACs by Year They Started Making Grants

responses: 61



## Top 5 Reported Issue Areas:



Substance Abuse



Stress & Pressure to Succeed



Bullying



Mental Health



Education

>\$33 million

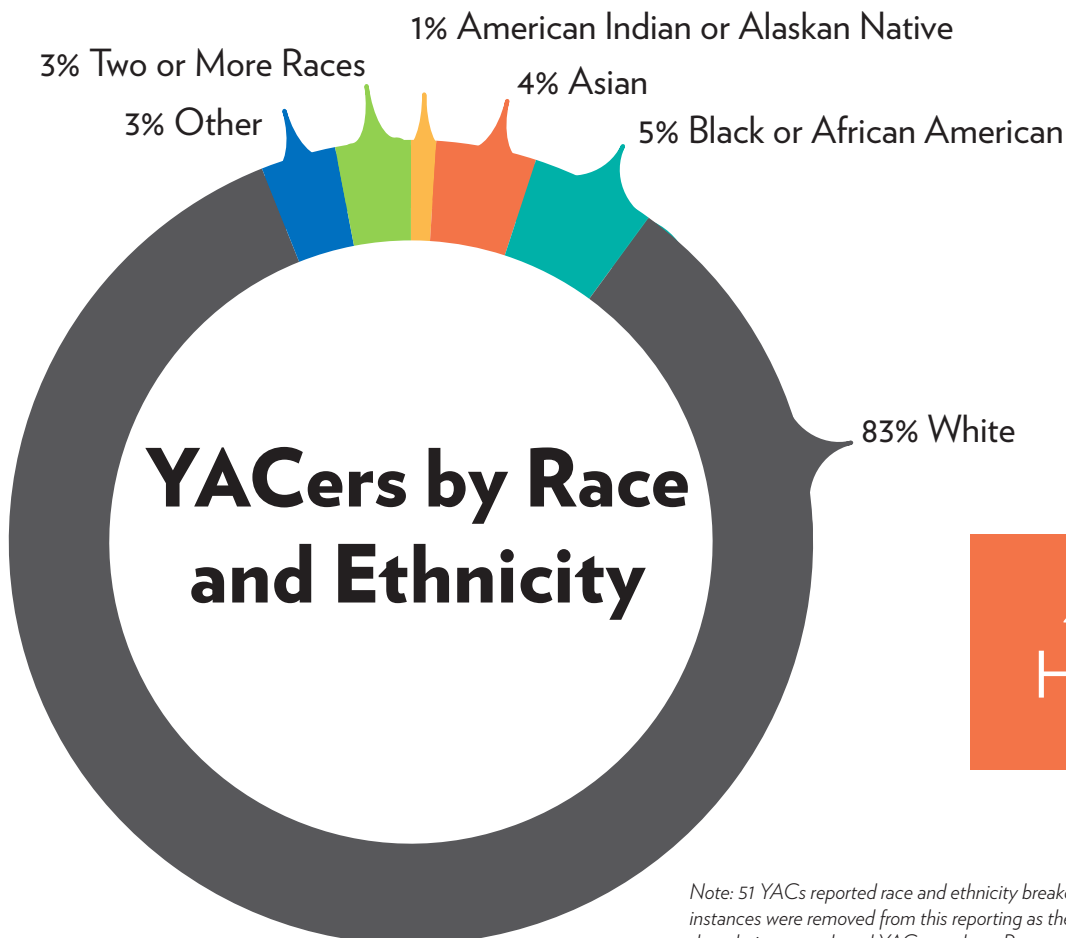
grant dollars in total have been given from YACs who reported data since 1989.

# Diversity & Inclusion



**62% of YACers are Female, 38% are Male**

*\*Note: Percentages are rounded to nearest percent. Less than one percent reported "other" to this question, which rounded down to zero.*

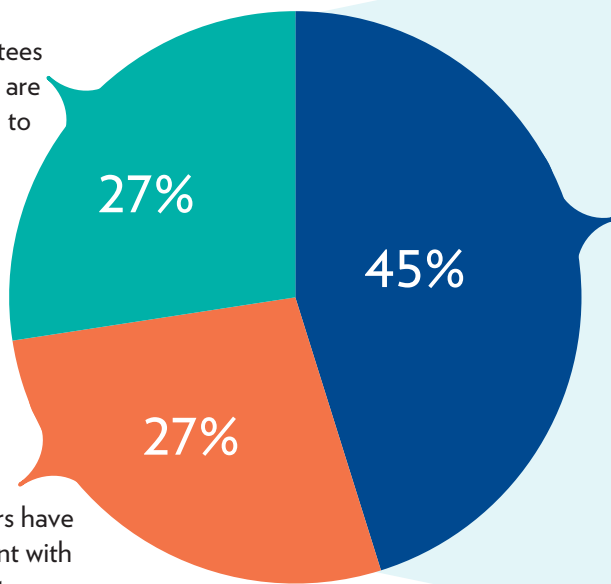


*Note: 51 YACs reported race and ethnicity breakdowns, however in data quality checks, 5 instances were removed from this reporting as their race and ethnicity totals equalled more than their reported total YAC members. Represented Responses: 46*

# Seat at the Table

## Percent of YACs by Board of Trustees Voting Representation

YAC members participate in Board of Trustees meetings, but are not permitted to vote.



YAC members have no involvement with Board of Trustees meetings.

At least one YAC member who serves as full voting member on the Board of Trustees

**41**  
Youth serve as full voting members on their CF's Board of Trustees

**16%**  
Of the youth serving as full voting members on their CF's Board of Trustees belong to racial, ethnic, cultural or religious minority groups

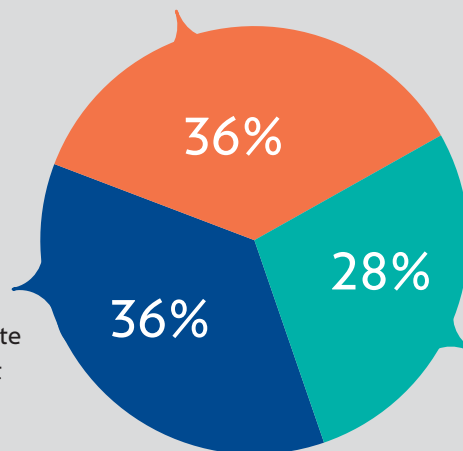
Percentages rounded to nearest percent. Total may not equal 100. Responses: 62

## Percent of YACs by Engagement with CF Programs & Staff

Engagement varies across the board when it comes to CF interaction with their YAC

Regularly invite YAC to participate in CF events, and **more than 25%** have attended.

Regularly invite YAC to participate in CF events, but **fewer than 25%** have attended.



YAC members have little interaction with CF Board, staff, or donors

Responses: 61



## Evaluation & Activities

55%

of YACs within one year of making a grant learn about each grantee's progress through written reports, oral presentations, or site visits and use the lessons learned for future grants

35%

of YACs look at written reports submitted by grantees as they come in.

10%

say "What's evaluation?"

73%

of YACs have completed a

**Youth Needs Assessment**

within the past two years

## During the 2015-16 School Year:

95%

of YACs participated in **community service activities**

*Responses: 60*

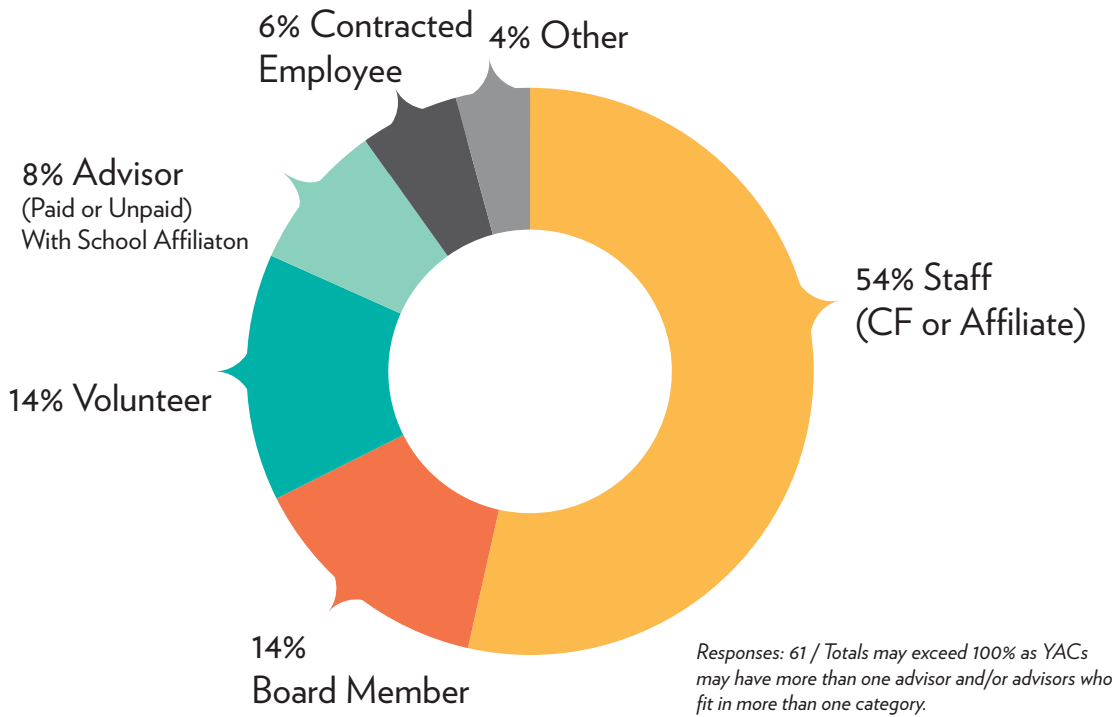
31%

of YACs engaged in **fund development activities** to build the Youth Endowment

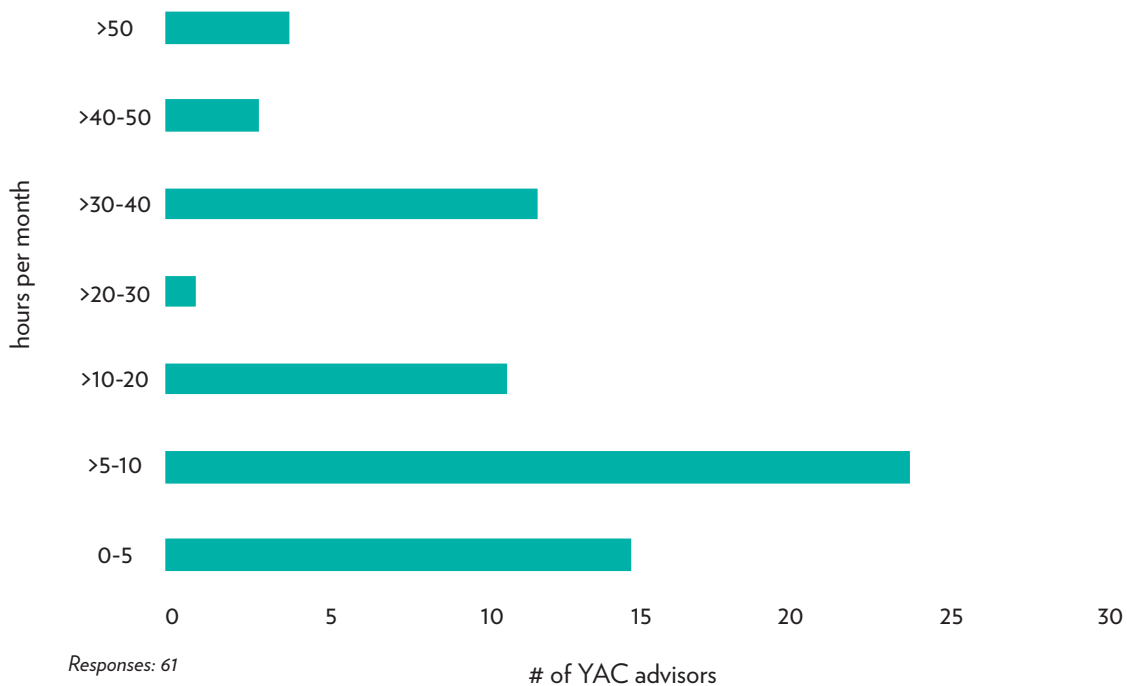
*Responses: 61*

# YAC Advisors

Percent of YAC advisors by **Advisor Type**



The average YAC advisor spends 20 hours a month on YAC-related activities.



# YAC Meetings

635

official YAC meetings  
in 2015-16 school year

10

average # of official YAC  
meetings per YAC in 2015-16  
school year



352

other gatherings (social,  
etc.) in 2015-16 school  
year

6

average # of other gatherings  
(social, etc.) per YAC in  
2015-16 school year

## Methodology and Data

The data used within this report was self-reported through an online survey (utilizing the SurveyGizmo platform). In total, 62 YACs participated in this data, representing 72 percent of the 86 YACs in Michigan. While this is a strong sample, it is not exhaustive of all YACs.

Each YAC Advisor was provided a private log-in and password for their specific Community Foundation YAC. The survey could be saved and completed over multiple days. Data was collected between June-August 2016, with follow ups completed in October 2016.

The self-reporting nature of this information inherently provides limitations to this data, including self-reporting errors, translation errors, data sources, lack of reliable information, and varying interpretations of questions. This document is housed on the Council of Michigan Foundations website ([michiganfoundations.org](http://michiganfoundations.org)). Should adjustments to datasets emerge, they may be reflected in subsequent downloads of this PDF.

