

YAC Databook

2017 EDITION



Hello there!

Youth Action Committees... Youth Advisory Councils... Youth Advisory Committees... call them what you want, YACs across our state are bringing the power of a youth perspective to Community Foundation giving - and have just celebrated a major milestone birthday of 25 years!

Michigan youth continue to raise the bar on giving back and activating for social good. As you'll see through the following pages, thanks to the hard work of dedicated YAC advisors, they are organizing and engaging in powerful ways, in communities of every shape and size.

With the largest survey sample in our history of the YAC Data Book, this year's insights prove even more relevant and helpful to setting the context of youth philanthropy in the state of Michigan. More than 95 percent of all YACs are represented within this survey!

This year's Youth Leadership Summit focused on the theme of Momentum: Reflect. Capture. Grow. As youth philanthropy in Michigan celebrated it's 25th birthday, the theme fit well with remembering where we've come from and cataloging all we still strive to achieve.

As you review the data, take time to reflect on just how far we've come as a state, thanks to the original challenge grant from the W.K. Kellogg Foundation. Thank you for your time and commitment to completing this survey, and for your efforts throughout the year to build a pipeline of future philanthropists.

We hope you find the following data points helpful to your own YAC.

With gratitude,

Chelsea



Chelsea Holmes
Program Coordinator
CMF

Table of Contents

YAC DATA SUMMARY

Assets, Grants, and Gifts.....4

BY THE NUMBERS

Grantmaking & Issue Areas.....6

- Average Grants Made
- YAC Members
- History of YAC Grantmaking
- Top Reported Issue Areas

DIVERSITY & INCLUSION

The Makeup of our YACs.....7

SEAT AT THE TABLE

YAC Engagement with CF.....8

EVALUATION & ACTIVITIES

Processes & Activities.....9

YAC ADVISORS

Profile & Meetings.....10

YAC Data Summary by Asset Size

FOR PERIOD SEPTEMBER 2016 - JUNE 2017

YAC	Assets	Grants Made	Gifts Received
Kalamazoo Area Community Foundation	\$2,432,364	\$63,000	\$0
Community Foundation for Southeast Michigan	\$2,377,415	\$50,000	\$1,300
Midland Area Community Foundation	\$2,342,011	\$62,986	\$191
Ann Arbor Area Community Foundation	\$2,320,614	\$81,700	\$1,750
Grand Haven Area Community Foundation	\$2,298,256	\$53,558	\$1,055
Community Foundation of the Holland/Zeeland Area	\$2,113,623	\$72,838	\$1,250
Allegan County Community Foundation	\$2,095,980	\$51,589	\$340
Petoskey-Harbor Springs Area Community Foundation	\$2,094,796	\$77,200	\$16,763
Grand Traverse Regional Community Foundation	\$1,955,738	\$82,500	\$0
Community Foundation of Greater Flint	\$1,725,962	\$40,775	\$0
Grand Rapids Community Foundation YAC	\$1,685,797	\$45,000	\$1,730
Hillsdale County Community Foundation	\$1,611,260	\$29,656	\$2,702
Community Foundation of the Upper Peninsula	\$1,604,859	\$66,790	\$0
Community Foundation for Muskegon County	\$1,603,780	\$51,837	\$840
Marshall Community Foundation	\$1,546,933	\$74,628	\$2,410
Community Foundation of St. Clair County	\$1,527,953	\$49,062	\$10
Bay Area Community Foundation	\$1,525,568	\$63,003	\$975
Fremont Area Community Foundation	\$1,435,966	\$104,610	\$45
Cadillac Area Community Foundation	\$1,423,870	\$13,737	\$0
Capital Region Community Foundation	\$1,310,539	\$33,170	\$1,550
Tuscola County Community Foundation	\$1,285,067	\$61,264	\$1,400
Saginaw Community Foundation	\$1,270,000	\$47,357	\$0
Barry Community Foundation	\$1,256,038	\$25,499	\$2,150
Community Foundation for Northeast Michigan	\$1,188,247	\$50,452	\$0
Battle Creek Community Foundation	\$1,178,665	\$14,940	\$12
Lenawee Community Foundation	\$1,171,536	\$20,540	\$3,160
Berrien Community Foundation	\$1,151,733	\$24,245	\$300
Charlevoix County Community Foundation	\$1,095,637	\$52,640	\$2,668
Greenville Area Community Foundation	\$1,073,071	\$54,098	\$500
Jackson Community Foundation	\$966,882	\$21,059	\$7,021
Sturgis Area Community Foundation	\$956,844	\$20,928	\$300
Dickinson Area Community Foundation	\$941,749	\$27,804	\$0
Branch County Community Foundation	\$895,398	\$21,848	\$200
Four County Community Foundation	\$859,040	\$21,354	\$955
M & M Area Community Foundation	\$769,603	\$20,415	\$783
Mt. Pleasant Area Community Foundation	\$703,573	\$29,891	\$14,428
Shiawassee Community Foundation	\$676,722	\$16,942	\$155
Clare County Community Foundation	\$60,000	\$7,000	
Michigan Gateway Community Foundation	\$621,800	\$10,600	\$250
Community Foundation for Oceana County	\$614,223	\$15,163	\$400
Sanilac County Community Foundation	\$563,947	\$12,000	
Lapeer County Community Foundation	\$499,902	\$12,961	\$2,900

YAC	Assets	Grants Made	Gifts Received
Community Foundation For Delta County	\$494,059	\$20,455	\$0
Community Foundation of Marquette County	\$426,729	\$30,800	\$238
Gratiot County Community Foundation	\$391,762	\$14,482	\$7
Coopersville Area Community Foundation	\$389,442	\$10,806	\$996
Mackinac Island Community Foundation	\$383,149	\$15,614	\$6,103
Community Foundation for Mason County	\$378,075	\$4,361	\$0
North Central Michigan Community Foundation	\$376,583	\$16,050	\$1,900
Chippewa County Community Foundation	\$371,963	\$50,823	\$16,815
Homer Area Community Foundation	\$331,225	\$229,024	\$240,000
Mecosta County Community Foundation	\$313,629	\$11,538	\$366
Leelanau Township Community Foundation	\$312,998	\$8,987	\$100
Albion Community Foundation	\$303,995	\$8,200	\$3
Roscommon County Community Foundation	\$303,940	\$9,292	\$100
Osceola County Community Foundation	\$279,301	\$8,971	\$0
South Lakes (Fenton)	\$276,429	\$8,300	\$0
Community Foundation of Monroe County	\$271,167	\$21,638	\$0
Iosco County Community Foundation	\$266,721	\$10,354	\$275
Huron County Community Foundation	\$248,958	\$5,562	\$6
Gladwin YAC	\$215,000	\$12,000	\$0
Les Cheneaux Community Foundation	\$178,964	\$8,625	\$0
Ionia County Community Foundation	\$174,119	\$7,597	\$0
Clio Community Foundation	\$168,107	\$5,950	\$0
Alger Regional Community Foundation	\$163,096	\$7,697	\$0
Bedford Community Foundation	\$151,604	\$9,473	\$0
St. Ignace Area Community Foundation	\$148,523	\$6,725	\$0
Schoolcraft County Community Foundation	\$140,309	\$5,723	\$0
Community Foundation of Greater Rochester	\$131,904	\$1,400	\$0
Negaunee Area Community Fund	\$122,000	\$6,550	\$550
Athens Area Community Foundation	\$117,779	\$42,959	\$120,000
Grand Blanc Community Foundation	\$113,498	\$1,600	\$0
Straits Area Community Foundation	\$103,172	\$7,106	\$775
Greater Ishpeming Area Community Fund	\$93,000	\$6,320	\$2,205
Otsego County Community Foundation	\$81,472	\$3,750	\$10,000
Wyoming Community Foundation	\$71,013	\$3,000	\$0
Missaukee Area Community Foundation	\$55,312	\$16,542	
Manistee County Community Foundation	\$54,254	\$2,430	\$430
Sparta Community Foundation	\$46,425	\$750	\$0
Tahquamenon Area Community Foundation	\$45,724	\$0	\$0
Hudsonville-Jenison Community Foundation	\$37,900	\$1,300	\$0
Frankenmuth Community Foundation	\$37,304	\$2,125	\$300
Canton Community Foundation	\$14,000	\$1,390	\$400
2016-17 Totals	\$65,417,563	\$2,402,908	\$472,062

By the Numbers

17

Average number of grants made (median: 13)

643

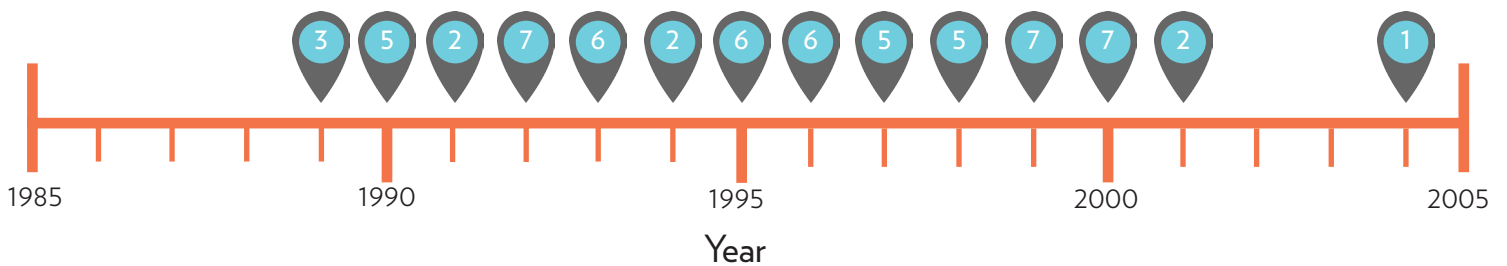
New YAC members in 2016-17 school year

27

Average number of YAC members (median: 24)

Number of YACs by Year They Started Making Grants

responses: 66, not pictured: One response for 2009 and one response for 2012



Top 5 Reported Issue Areas:



Substance Abuse



Stress & Pressure to Succeed



Bullying



Mental Health



Education

>\$36 million

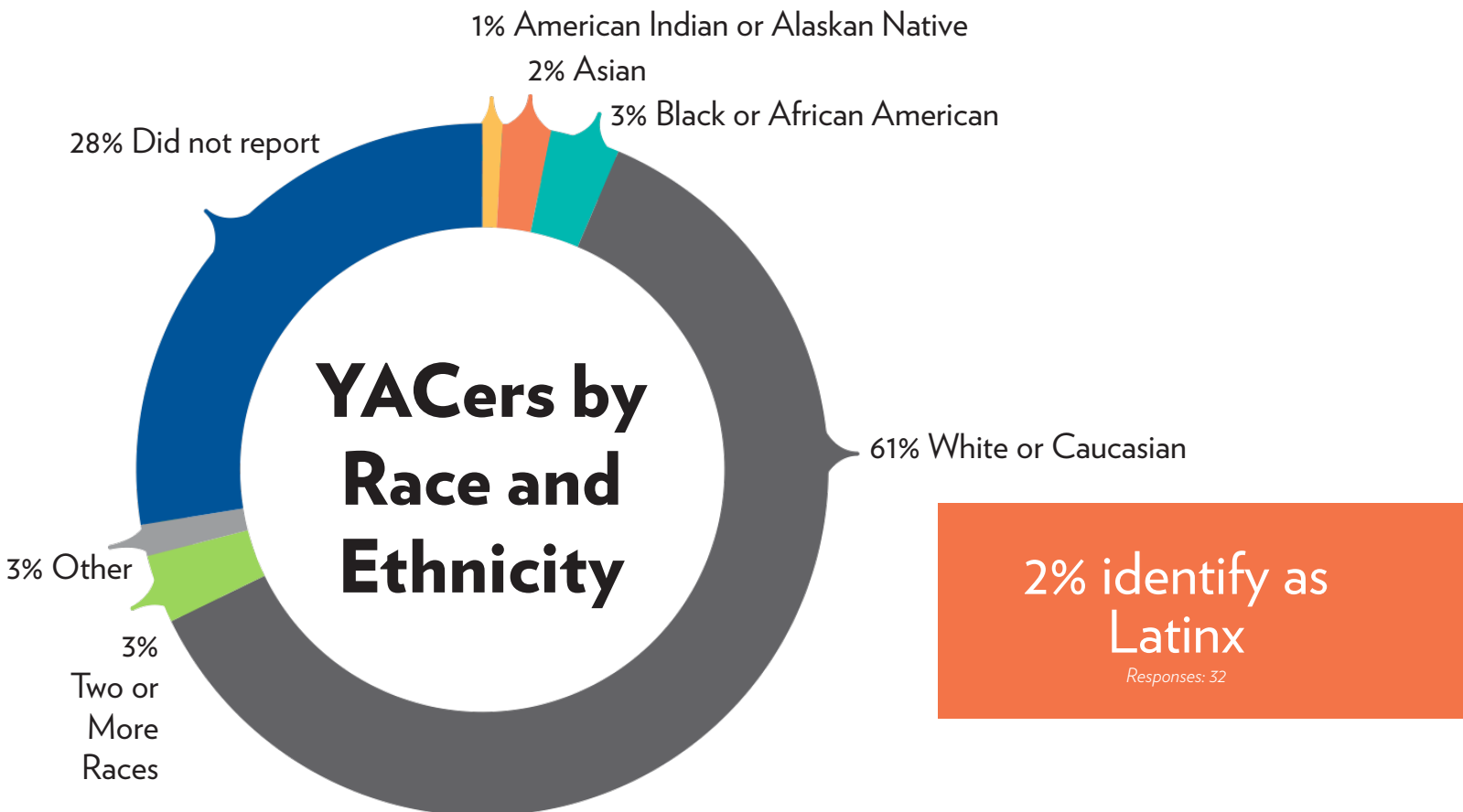
grant dollars in total have been given from YACs who reported data since 1989.

Diversity & Inclusion



61% of YACers are Female, 39% are Male

**Note: Percentages are rounded to nearest percent. Less than one percent reported non-binary to this question, which rounded down to zero.*

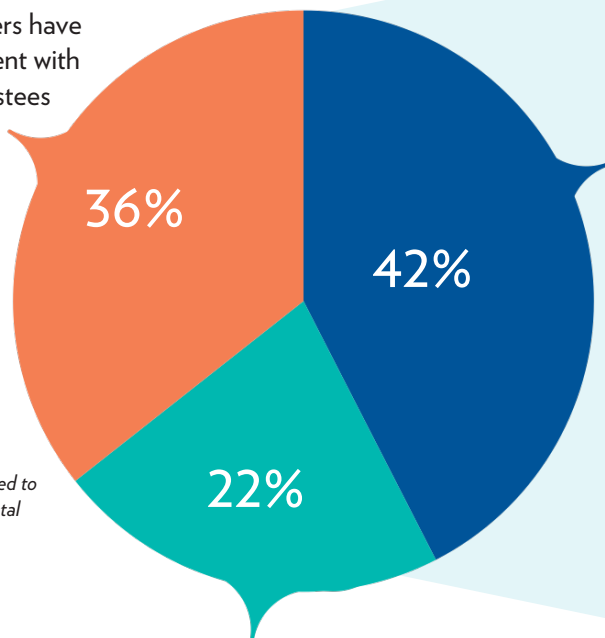


Note: 55 YACs reported race and ethnicity

Seat at the Table

Percent of YACs by **Board of Trustees Voting Representation**

YAC members have no involvement with Board of Trustees meetings.



At least one YAC member who serves as full voting member on the Board of Trustees

47
Youth serve as full voting members on their CF's Board of Trustees

26%
Of the youth serving as full voting members on their CF's Board of Trustees belong to racial, ethnic, cultural or religious minority groups

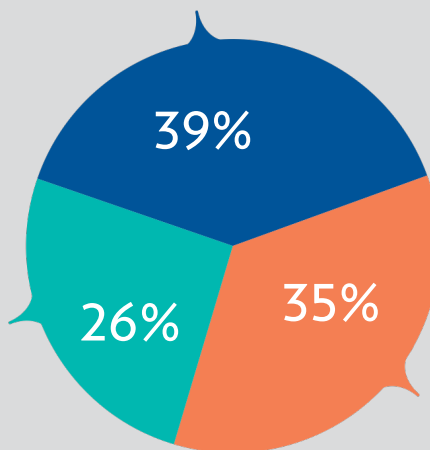
Percentages rounded to nearest percent. Total may not equal 100. Responses: 73

YAC members participate in Board of Trustees meetings, but are not permitted to vote.

Percent of YACs by **Engagement with CF Programs & Staff**

Engagement varies across the board when it comes to CF interaction with their YAC

Regularly invite YAC to participate in CF events, and **more than 25%** have attended.



YAC members have little interaction with CF Board, staff, or donors

Regularly invite YAC to participate in CF events, but **fewer than 25%** have attended.

Responses: 74

Evaluation & Activities

51%

of YACs within one year of making a grant learn about each grantee's progress through written reports, oral presentations, or site visits and use the lessons learned for future grants

36%

of YACs look at written reports submitted by grantees as they come in.

12%

say "What's evaluation?"

Responses: 74, percentages rounded and may not equal 100.

68% of YACs have completed a

Youth Needs Assessment

within the past two years

During the 2016-17 School Year:

90% of YACs participated in **community service activities**

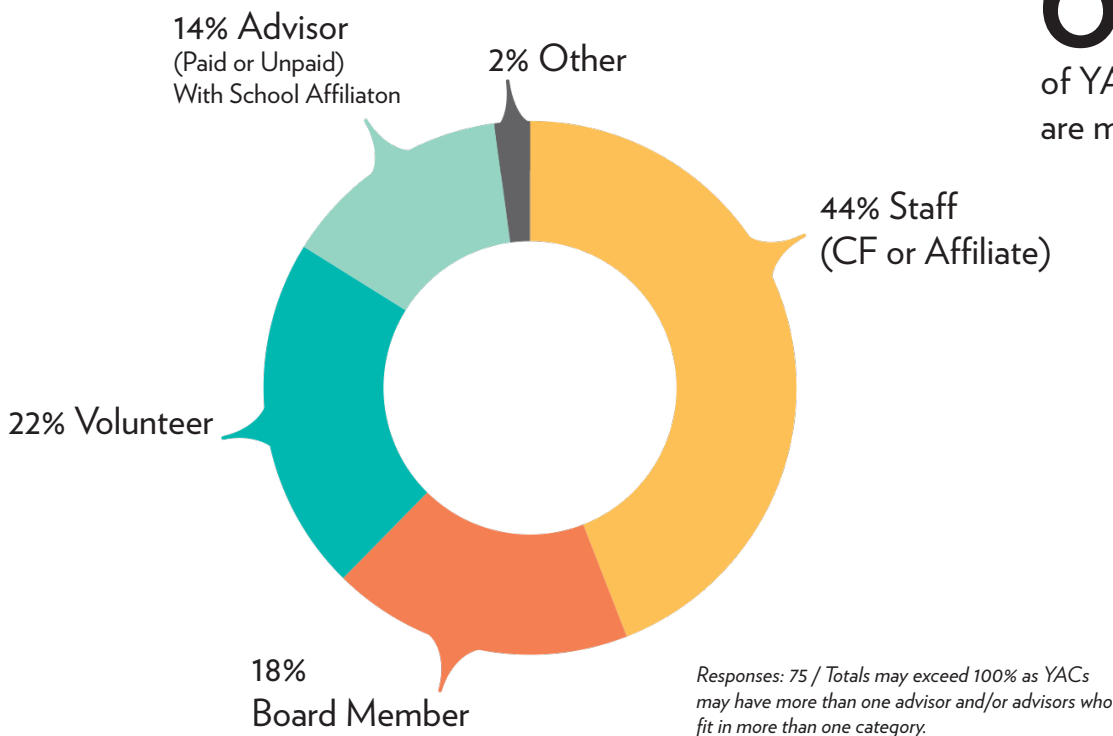
Responses: 72

33% of YACs engaged in **fund development activities** to build the Youth Endowment

Responses: 72

YAC Advisors

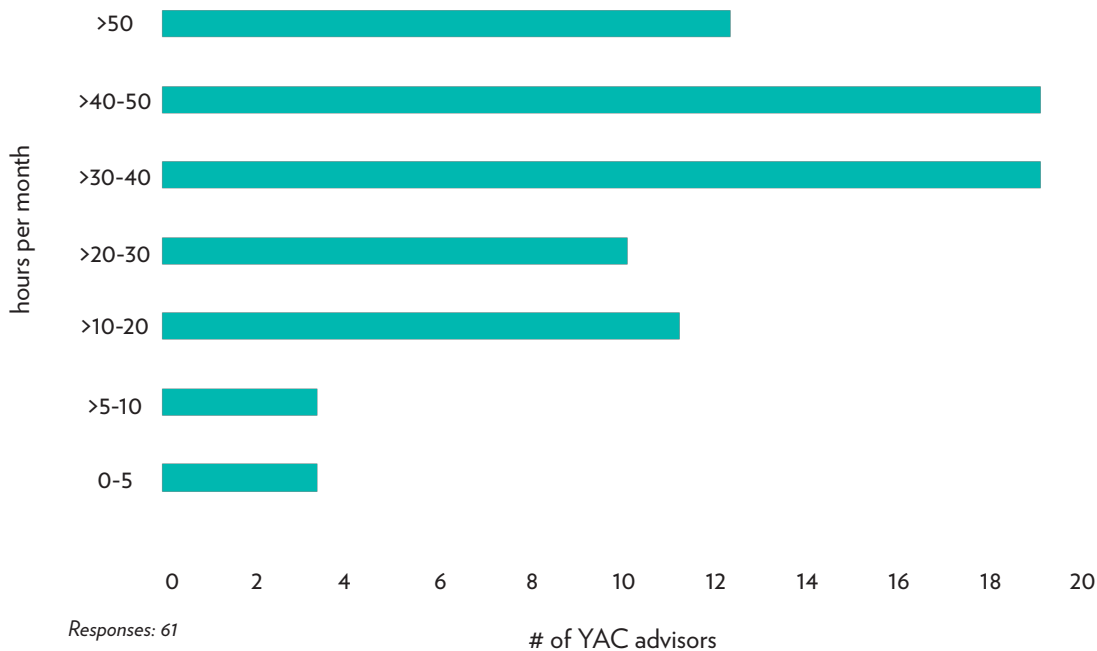
Percent of YAC advisors by **Advisor Type**



65%

of YAC advisors are female (35% are male, 0% are non-binary)

The average YAC advisor spends 21 hours a month on YAC-related activities.



YAC Meetings

690

official YAC meetings
in 2016-17 school year

10

average # of official YAC
meetings per YAC in 2016-17
school year



338

other gatherings (social,
service, etc.) in 2016-17
school year

5

average # of other gatherings
(social, service, etc.) per YAC
in 2016-17 school year

Methodology and Data

The data used within this report was self-reported through an online survey (utilizing the SurveyGizmo platform). In total, 83 YACs participated in this data, representing 96.5 percent of the 86 YACs in Michigan. While this is a strong sample, it is not exhaustive of all YACs.

Each YAC Advisor was provided a private log-in and password for their specific Community Foundation YAC. The survey could be saved and completed over multiple days. Data was collected between June-August 2017, with follow ups completed in September 2017.

The self-reporting nature of this information inherently provides limitations to this data, including self-reporting errors, translation errors, data sources, lack of reliable information, and varying interpretations of questions. This document is housed on the Council of Michigan Foundations website (michiganfoundations.org). Should adjustments to datasets emerge, they may be reflected in subsequent downloads of this PDF.

