

Shiawassee County: Pre-K Programs

Showing up in preschool matters

Our Journey

▶ Goals:

- ▶ Collect data on attendance across all county pre-k programs
- ▶ Make attendance a priority across all sites
 - ▶ Consistent message to families
 - ▶ Consistent attendance policies
 - ▶ Focused on supporting families and collaborative problem-solving to reduce barriers
 - ▶ Standing agenda item at Partner meetings
 - ▶ Include site-level attendance reports in local data analysis team meetings—3X/year

EARLY AND OFTEN

Showing Up in Preschool Matters

March 2016



▶ Our data collection system has evolved to currently having access to daily attendance reports

Data can be sorted per site

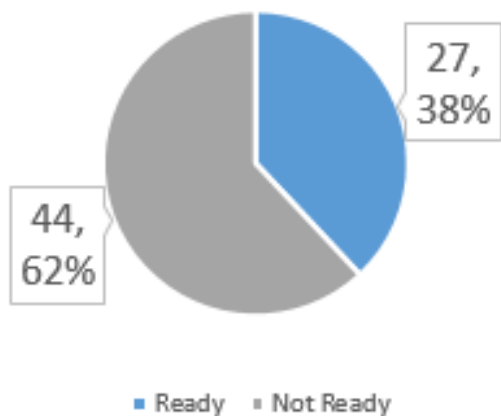
Data can be sorted per attendance percentage

	A	B	C	D	E	F	G	H
	First Name	Gender	Current Site Name	Current Grade Level	Percentage of Daily Attendance in Category for Session	Days Enrolled During Session		
1	Peyton	F	Bertha Nees	PRE	0.061	49		
2	Rylan	M	Bertha Nees	PRE	0.000	39		
3	Koltin	M	Bertha Nees	PRE	0.082	49		
4	Maddox	M	Bertha Nees	PRE	0.000	53		
5	Kaylee	F	Bertha Nees	PRE	0.041	49		
6	Draven	M	Bertha Nees	PRE	0.000	42		
7	Austin	M	Bertha Nees	PRE	0.000	39		
8	Bryson	M	Bertha Nees	PRE	0.026	39		
9	Tristan	M	Bertha Nees	PRE	0.000	49		
10	Myles	M	Bertha Nees	PRE	0.020	49		
11	Christophe	M	Bertha Nees	PRE	0.000	39		
12	Connor	M	Bertha Nees	PRE	0.000	49		
13	Addison	F	Bertha Nees	PRE	0.061	49		
14	Kole	M	Bertha Nees	PRE	0.000	49		
15	Alaina	F	Bertha Nees	PRE	0.000	39		
16	Kingston	M	Bertha Nees	PRE	0.000	53		
17	Randy	M	Bertha Nees	PRE	0.410	39		
18	Isaiah	M	Bertha Nees	PRE	0.103	39		
19	Christophe	M	Bertha Nees	PRE	0.128	39		
20	Isabella	F	Bertha Nees	PRE	0.154	39		
21	Audrey	F	Bertha Nees	PRE	0.103	39		

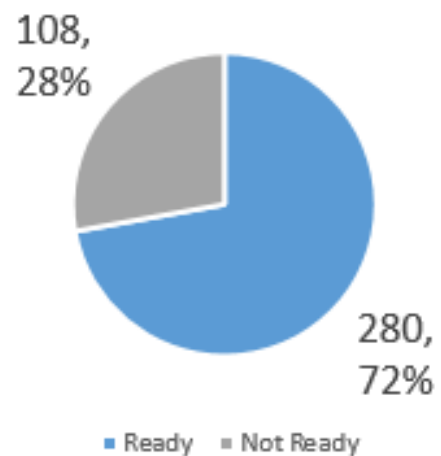
Data aggregated from Illuminate 2016-2017 K-Ready COR Advantage Report

Includes all funding streams and 3 year olds

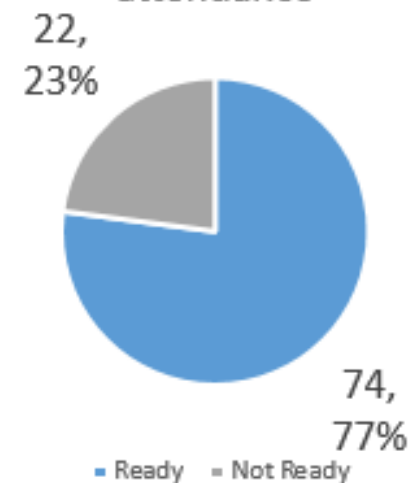
Kdg Ready COR scores of children with less than 90% attendance



Kdg. Ready COR scores of children at or above 90% attendance



Kdg Ready COR scores of children with perfect attendance



What are learning....

▶ The message matters

- ▶ Building relationships with families and fostering nurturing, school climates makes a difference
- ▶ It's easy to forget; it takes diligence and focus to move forward
- ▶ Leadership has a key role to ensure that systems are in place to sustain data collection and reporting
- ▶ Families respond when data is shared

